

FHV

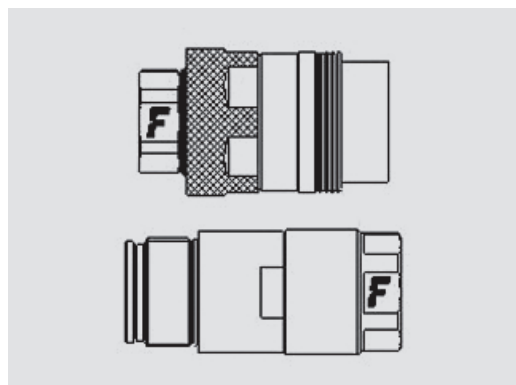


Screw to connect flat face coupling.

Screw-on flat face couplings, suitable to construction equipment and heavy duty applications. The Zinc-Nickel plating guarantees a remarkable resistance to corrosion. Connectable by hand up to 35 MPa residual pressure in the male half. No hose torsion during connection and disconnection thanks to the internal bearing system. Equipped with a safety sleeve to prevent accidental disconnections due to vibrations. Aluminum and PVC dust caps available. Faster proprietary profile.



Applications



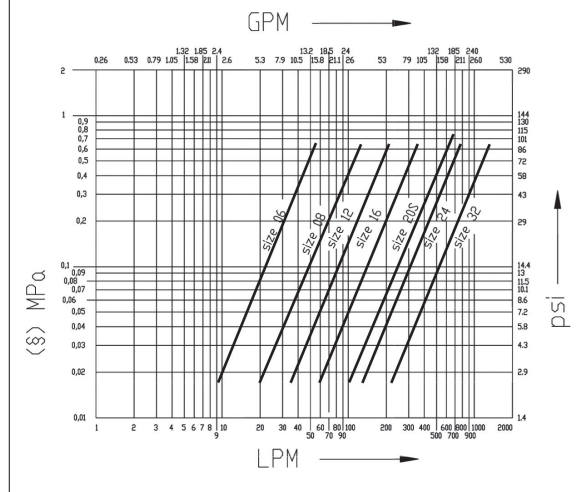
Technical Specifications

dash	Size mm	inch	Working Pressure (MPa)	Flow Rate (l/min)	Spillage (ml)	Force to Connect (N)	Burst pressure (MPa)		
							Male	Female	Male + Female
06	10	3/8"	53	32	0,01	0	140	140	160
08	12,5	1/2"	53	70	0,01	0	140	140	160
12	20	3/4"	46	120	0,02	0	140	140	160
16	25	1"	53	200	0,03	0	140	140	160
20	31,5	1-1/4"	46	350	0,03	0	140	140	160
24	37,5	1-1/2"	46	420	0,03	0	140	140	160
32	50	2"	35	750	0,03	0	100	80	120

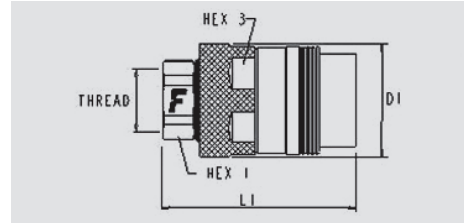
Material	Steel
Seals	VITON*; PUR
Working temperatures	- 25 °C to + 100 °C
Surface treatment	MATE 1000 (ZnNi)
Series Interchange	FASTER
Valve Type	Flat
Connection	Screw to Connect
Disconnection	Unscrew to Disconnect
Connection Under Pressure	Allowed Male Half up to 35 MPa

* Working temperatures: - 20 °C to + 200 °C

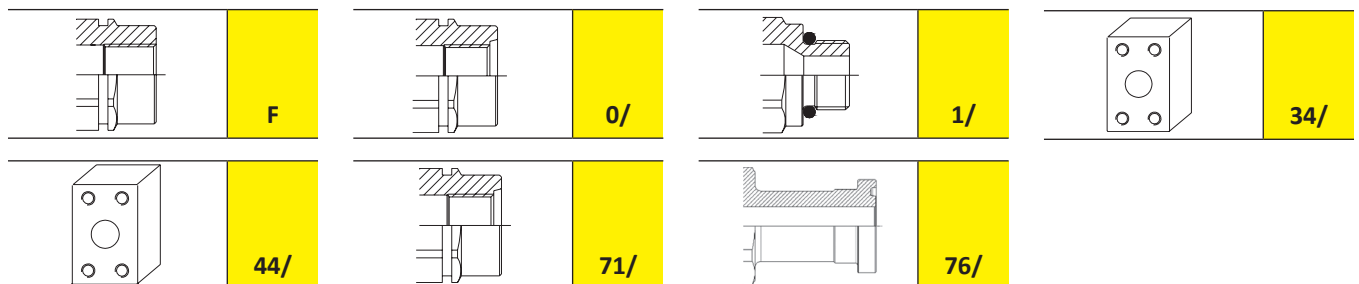
Pressure Drop



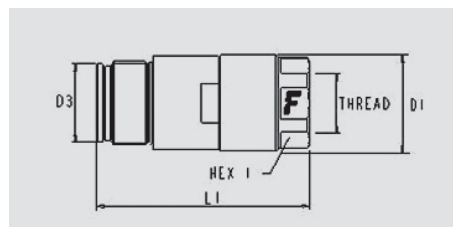
FHV



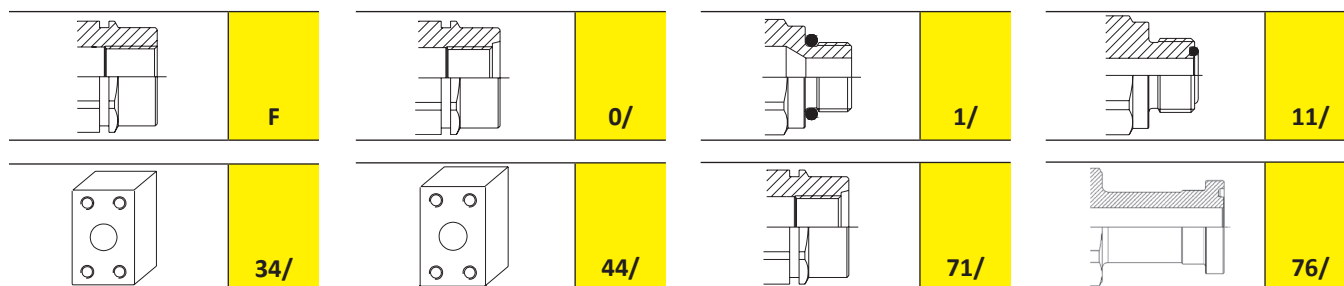
Size		Thread details			FEMALE						
inch	mm	Thread Type	Standard	Thread	Part Number	L (L1 + Thread)		D1		HEX1	
						mm	inch	mm	inch	mm	inch
3/8"	10	F BSPP	ISO 1179-1	BSPP 3/8 FEMALE	FHV06 38GAS F	101,8	4,01	48	1,89	34	1,34
3/8"	10	F NPTF	ANSI B1.20.3	NPTF 3/8 FEMALE	FHV06 38NPT F	101,8	4,01	48	1,89	34	1,34
1/2"	12,5	F BSPP	ISO 1179-1	BSPP 1/2 FEMALE	FHV08 12GAS F	109,7	4,32	55	2,17	41	1,61
1/2"	12,5	F NPTF	ANSI B1.20.3	NPTF 1/2 FEMALE	FHV08 12NPT F	109,7	4,32	55	2,17	41	1,61
3/4"	20	O/ BSPP	BS 5380	BSPP 3/4 FEMALE ORB	FHV12-71/34G F	129,5	5,1	64	2,52	46	1,81
3/4"	20	F BSPP	ISO 1179-1	BSPP 1 FEMALE	FHV12 1GAS F	129,5	5,1	64	2,52	46	1,81
3/4"	20	F BSPP	ISO 1179-1	BSPP 3/4 FEMALE	FHV12 34GAS F	129,5	5,1	64	2,52	46	1,81
3/4"	20	F NPTF	ANSI B1.20.3	NPTF 3/4 FEMALE	FHV12 34NPT F	129,5	5,1	64	2,52	46	1,81
1"	25	O/ BSPP	BS 5380	BSPP 1 FEMALE ORB	FHV16-71/1G F	138	5,43	74	2,91	55	2,17
1"	25	O/ SAE	ISO 11926-1	1-5/16"-12 UN FEMALE ORB	FHV16 1SAE F	138	5,43	74	2,91	55	2,17
1"	25	O1/ METRIC	ISO 6149-2	M33x2 MALE	FHV16-1/3320 F	159	6,26	74	2,91	55	2,17
1"	25	34/ SAE	ISO 6162-2	SAE FLANGE 1-1/4	FHV16-34/20 F	159	6,26	94,6	3,72	55	2,17
1"	25	44/ METRIC	ISO 6162-1	METRIC FLANGE 1	FHV16-44/16 F	158	6,22	81,2	3,2	55	2,17
1"	25	44/ METRIC	ISO 6162-1	METRIC FLANGE 1-1/4	FHV16-44A/20 F	158	6,22	94,6	3,72	55	2,17
1"	25	44/ METRIC	ISO 6162-1	METRIC FLANGE 1-1/4	FHV16-44/20 F	159	6,26	94,6	3,72	55	2,17
1"	25	76/ SAE	ISO 6162-2	SAE FLANGE HEAD 1	FHV16-76/16 F	191	7,52	74	2,91	55	2,17
1"	25	76/ SAE	ISO 6162-2	SAE FLANGE HEAD 1-1/4	FHV16-76/20 F	198	7,8	74	2,91	55	2,17
1"	25	F BSPP	ISO 1179-1	BSPP 1 FEMALE	FHV16 1GAS F	138	5,43	74	2,91	55	2,17
1"	25	F BSPP	ISO 1179-1	BSPP 1-1/4 FEMALE	FHV16 114GAS F	138	5,43	74	2,91	55	2,17
1"	25	F NPTF	ANSI B1.20.3	NPTF 1 FEMALE	FHVFR16 1NPT F	129,5	5,1	64	2,52	55	2,17
1"	25	F NPTF	ANSI B1.20.3	NPTF 1 FEMALE	FHV16 1NPT F	138	5,43	74	2,91	55	2,17
1"	25	F NPTF	ANSI B1.20.3	NPTF 1-1/4 FEMALE	FHV16 114NPT F	138	5,43	74	2,91	55	2,17
1-1/4"	31,5	O/ BSPP	BS 5380	BSPP 1 FEMALE ORB	FHV20S-71/1G F	146,7	5,78	74	2,91	55	2,17
1-1/4"	31,5	71/ BSPP	JIS B 2351-1	BSPP 1-1/4 FEMALE ORB	FHV20S-71/114GF	146,7	5,78	74	2,91	55	2,17
1-1/4"	31,5	F BSPP	ISO 1179-1	BSPP 1-1/4 FEMALE	FHV20S 114GAS F	146,7	5,78	74	2,91	55	2,17
1-1/4"	31,5	F NPTF	ANSI B1.20.3	NPTF 1-1/4 FEMALE	FHV20S 114NPT F	146,7	5,78	74	2,91	55	2,17
1-1/2"	37,5	O/ SAE	ISO 11926-1	1-5/8"-12 UN FEMALE ORB	FHV24 114SAE F	170,4	6,71	100	3,94	65	2,56
1-1/2"	37,5	34/ SAE	ISO 6162-2	SAE FLANGE 1-1/4	FHV24-34/20 F	181	7,13	94,6	3,72	65	2,56
1-1/2"	37,5	44/ METRIC	ISO 6162-1	METRIC FLANGE 1-1/2	FHV24-44/24 F	192	7,56	113,3	4,46	65	2,56
1-1/2"	37,5	44/ METRIC	ISO 6162-1	METRIC FLANGE 1-1/4	FHV24-44A/20 F	181	7,13	94,6	3,72	65	2,56
1-1/2"	37,5	76/ SAE	ISO 6162-2	SAE FLANGE HEAD 1-1/2	FHV24-76/24 F	236	9,29	100	3,94	65	2,56
1-1/2"	37,5	76/ SAE	ISO 6162-2	SAE FLANGE HEAD 1-1/4	FHV24-76/20 F	226	8,9	100	3,94	65	2,56
1-1/2"	37,5	F BSPP	ISO 1179-1	BSPP 1-1/2 FEMALE	FHV24 112GAS F	170,4	6,71	100	3,94	65	2,56
1-1/2"	37,5	F NPTF	ANSI B1.20.3	NPTF 1-1/2 FEMALE	FHV24 112NPT F	170,4	6,71	100	3,94	65	2,56
2"	50	44/ METRIC	ISO 6162-1	METRIC FLANGE 2	FHV32-44/32 F	230,2	9,06	132,8	5,23	85	3,35
2"	50	76/ SAE	ISO 6162-2	SAE FLANGE HEAD 2	FHV32-76/32 F	290,7	11,44	124	4,88	85	3,35
2"	50	F NPTF	ANSI B1.20.3	NPTF 2 FEMALE	FHV32 2NPT F	200,2	7,88	124	4,88	85	3,35



FHV



Size		Thread details			MALE								
inch	mm	Thread Type	Standard	Thread	Part Number	L (L1 + Thread)		D1		D3		HEX1	
						mm	inch	mm	inch	mm	inch	mm	inch
3/8"	10	F BSPP	ISO 1179-1	BSPP 3/8 FEMALE	FHV06 38GAS M	96,8	3,81	33	1,3	23	0,91	36	1,42
3/8"	10	F NPTF	ANSI B1.20.3	NPTF 3/8 FEMALE	FHV06 38NPT M	96,8	3,81	33	1,3	23	0,91	36	1,42
1/2"	12,5	F BSPP	ISO 1179-1	BSPP 1/2 FEMALE	FHV08 12GAS M	109,5	4,31	44,5	1,75	31	1,22	36	1,42
1/2"	12,5	F NPTF	ANSI B1.20.3	NPTF 1/2 FEMALE	FHV08 12NPT M	109,5	4,31	44,5	1,75	31	1,22	36	1,42
3/4"	20	O/ BSPP	BS 5380	BSPP 3/4 FEMALE ORB	FHV12-71/34G M	123,3	4,85	54,5	2,15	35	1,38	46	1,81
3/4"	20	O/ SAE	ISO 11926-1	1-1/16"-12 UN FEMALE ORB	FHV12 34SAE M	122,5	4,82	54,5	2,15	35	1,38	46	1,81
3/4"	20	F BSPP	ISO 1179-1	BSPP 1 FEMALE	FHV12 1GAS M	124,3	4,89	54,5	2,15	35	1,38	46	1,81
3/4"	20	F BSPP	ISO 1179-1	BSPP 3/4 FEMALE	FHV12 34GAS M	122,5	4,82	54,5	2,15	35	1,38	46	1,81
3/4"	20	F NPTF	ANSI B1.20.3	NPTF 3/4 FEMALE	FHV12 34NPT M	122,3	4,81	54,5	2,15	35	1,38	46	1,81
1"	25	O/ BSPP	BS 5380	BSPP 1 FEMALE ORB	FHV16-71/1G M	143,8	5,66	64	2,52	43,8	1,72	55	2,17
1"	25	O/ SAE	ISO 11926-1	1-5/16"-12 UN FEMALE ORB	FHV16 1SAE M	143,8	5,66	64	2,52	43,8	1,72	55	2,17
1"	25	11/ SAE	ISO 8434-3	1-7/16"-12 UN MALE ORFS	FHV16-11/1S M	156	6,14	64	2,52	43,8	1,72	55	2,17
1"	25	34/ SAE	ISO 6162-2	SAE FLANGE 1-1/4	FHV16-34/20 M	150,5	5,93	94,6	3,72	43,8	1,72	55	2,2
1"	25	44/ METRIC	ISO 6162-1	METRIC FLANGE 1	FHV16-44/16 M	150,5	5,93	81,2	3,2	43,8	1,72	55	2,2
1"	25	44/ METRIC	ISO 6162-1	METRIC FLANGE 1-1/4	FHV16-44/20 M	150,5	5,93	94,6	3,72	43,8	1,72	55	2,2
1"	25	44/ METRIC	ISO 6162-1	METRIC FLANGE 1-1/4	FHV16-44A/20 M	150,5	5,93	94,6	3,72	43,8	1,72	55	2,2
1"	25	76/ SAE	ISO 6162-2	SAE FLANGE HEAD 1	FHV16-76/16 M	197,5	7,78	64	2,52	43,8	1,72	55	2,17
1"	25	76/ SAE	ISO 6162-2	SAE FLANGE HEAD 1-1/4	FHV16-76/20 M	204,5	8,05	64	2,52	43,8	1,72	55	2,17
1"	25	F BSPP	ISO 1179-1	BSPP 1 FEMALE	FHV16 1GAS M	143,4	5,65	64	2,52	43,8	1,72	55	2,17
1"	25	F BSPP	ISO 1179-1	BSPP 1-1/4 FEMALE	FHV16 114GAS M	143,8	5,66	64	2,52	43,8	1,72	55	2,17
1"	25	F NPTF	ANSI B1.20.3	NPTF 1 FEMALE	FHV16 1NPT M	143,8	5,66	64	2,52	43,8	1,72	55	2,17
1"	25	F NPTF	ANSI B1.20.3	NPTF 1 FEMALE	FHVFR16 1NPT M	143,8	5,66	64	2,52	43,8	1,72	55	2,17
1-1/4"	31,5	O/ BSPP	BS 5380	BSPP 1 FEMALE ORB	FHV20S-71/1G M	165,8	6,53	68	2,68	47,8	1,88	55	2,17
1-1/4"	31,5	71/ BSPP	JIS B 2351-1	BSPP 1-1/4 FEMALE ORB	FHV20S-71/114GM	165,8	6,53	68	2,68	47,8	1,88	55	2,17
1-1/4"	31,5	F BSPP	ISO 1179-1	BSPP 1-1/4 FEMALE	FHV20S 114GAS M	165,8	6,53	68	2,68	47,8	1,88	55	2,17
1-1/4"	31,5	F NPTF	ANSI B1.20.3	NPTF 1-1/4 FEMALE	FHV20S 114NPT M	165,8	6,53	68	2,68	47,8	1,88	55	2,17
1-1/2"	37,5	O/ SAE	ISO 11926-1	1-5/8"-12 UN FEMALE ORB	FHV24 114SAE M	187,1	7,37	84,5	3,33	43,8	1,72	75	2,95
1-1/2"	37,5	34/ SAE	ISO 6162-2	SAE FLANGE 1-1/4	FHV24-34/20 M	185	7,28	94,6	3,72	43,8	1,72	75	3
1-1/2"	37,5	44/ METRIC	ISO 6162-1	METRIC FLANGE 1-1/2	FHV24-44/24 M	197	7,76	113,3	4,46	43,8	1,72	75	3
1-1/2"	37,5	44/ METRIC	ISO 6162-1	METRIC FLANGE 1-1/4	FHV24-44A/20 M	185	7,28	94,6	3,72	43,8	1,72	75	3
1-1/2"	37,5	76/ SAE	ISO 6162-2	SAE FLANGE HEAD 1-1/2	FHV24-76/24 M	247	9,72	84,5	3,33	43,8	1,72	75	3
1-1/2"	37,5	76/ SAE	ISO 6162-2	SAE FLANGE HEAD 1-1/4	FHV24-76/20 M	247	9,72	84,5	3,33	43,8	1,72	75	3
1-1/2"	37,5	F BSPP	ISO 1179-1	BSPP 1-1/2 FEMALE	FHV24 112GAS M	187,1	7,37	84,5	3,33	43,8	1,72	75	2,95
1-1/2"	37,5	F NPTF	ANSI B1.20.3	NPTF 1-1/2 FEMALE	FHV24 112NPT M	187,1	7,37	84,5	3,33	43,8	1,72	75	2,95
2"	50	44/ METRIC	ISO 6162-1	METRIC FLANGE 2	FHV32-44/32 M	253	9,96	132,8	5,23	84,9	3,34	85	3,4
2"	50	76/ SAE	ISO 6162-2	SAE FLANGE HEAD 2	FHV32-76/32 M	332	13,07	115	4,53	84,9	3,34	85	3,35
2"	50	F NPTF	ANSI B1.20.3	NPTF 2 FEMALE	FHV32 2NPT M	237	9,33	115	4,53	84,9	3,34	85	3,35



FHV accessories

PVC dust caps



Caps suitable for FEMALE and MALE

Size			Cap Details	
inch	mm	dash	Part number	Colour
3/8"	10	06	TM-TF FHV06	green
1/2"	12,5	08	TM-TF FHV08	green
3/4"	20	12	TM-TF FHV12	green
1"	25	16	TM-TF FHV16	green
1-1/4"	31,5	20	TM-TF FHV20S	green
1-1/2"	37,5	24	TM-TF FHV24C	green
2"	50	32	TM-TF FHV32C	green

Aluminium dust caps



Caps suitable for FEMALE

Caps suitable for MALE

Caps suitable for FEMALE					Caps suitable for MALE				
Size			Cap Details		Size			Cap Details	
inch	mm	dash	Part number	Colour	inch	mm	dash	Part number	Colour
3/8"	10	06	TM FHV06 S		1/2"	12,5	08	TF FHV08 S	
1/2"	12,5	08	TM FHV08 S		1/2"	12,5	08	TF FHV12 S	
3/4"	20	12	TM FHV12 S		3/4"	20	12	TF FHV06 S	
1"	25	16	TM FHV16 S		1"	25	16	TF FHV16 S	
1-1/4"	31,5	20	TM FHV20 S		1-1/4"	31,5	20	TF FHV20 S	
1-1/2"	37,5	24	TM FHV24 S		1-1/2"	37,5	24	TF FHV24 S	
2"	50	32	TM FHV32 S		2"	50	32	TF FHV32 S	

Seal Kits



For Male

Size				Seal Details	
inch	mm	dash	Material	Part Number	
1/4"	6,3	04	NBR; PTFE	SK FHV 06	
3/8"	10	06	NBR; PTFE	SK FHV 08	
1/2"	12,5	08	NBR; PTFE	SK FHV 12	
3/4"	20	12	NBR; PTFE	SK FHV 16	
1"	25	16	NBR; PTFE	SK FHV 20	
1-1/4"	31,5	20	NBR	SK FHV 24	
1-1/2"	37,5	24	NBR	SK FHV 32	

Every seals kit is composed of 5 or 10 pcs.