

ISO A - ISO B - Standard
 ISO A - ISO B - Standard
 ISO A - ISO B - Standard
 ISO A - ISO B - Standard

Agriculture
 Agricoltura
 Ausföhrung Agrartechnik
 Agriculture

Screw Together
 Visaree
 Schraubkupplungen
 A Visser

Clack Valves
 Valvole Unidirezionali
 Rficklaventille
 Clapet Anti-retour

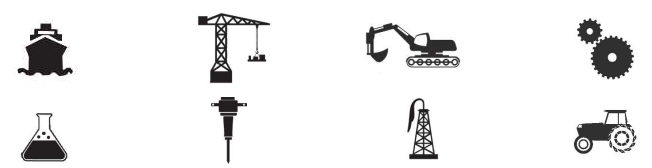
Diagnostic
 Diagnostik
 Diagnostik Kupplung
 Diagnostic

Flat Face
 Innesti Facce Piana
 Flfchflchtend
 Clapet a Face Plat

Multifaster
 Multiconnessioni
 Multikupplungen
 Multifaster

Features	Caratteristiche	Merkmale	Caractéristiques
Connection by screwing together the two parts	Connessione avvitando maschio e femmina	Verbindung durch Verschrauben der beiden Teile	Connexion en d'vissant les deux parties
Disconnection by unscrewing the two parts	Disconnessione svitando maschio e femmina	Entkuppeln durch Abschrauben	D'connexion en d'vissant les deux parties
Shut off by poppet valve	Sistema di tenuta mediante valvola a funghetto	Verschluss durch Kegelventil	Syst'eme d'etanch'eat' a clapet standard
Connectable under residual pressure	Innestabile con pressione residua	Kuppelbar unter Restdruck	Connectable sous pression r'ediduelle
Disconnection under residual pressure	Disconnessione con pressione residua	Entkuppelbar unter Restdruck	D'connexion avec une pression r'ediduelle
Interchangeability according to Faster internal Standards	Intercambiabilit' secondo Norma interna Faster	Austauschbarkeit Faster internen Standard	Interchangeabilit' conform'ent a la norme interne Faster

Fields of application
 Settori di applicazione
 Anwendungsbereiche
 Domaines d'application



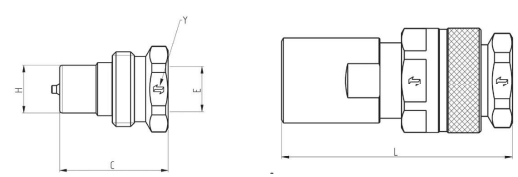
Size Base BG Taille	Working pressure Pressione di esercizio Betriebsdruck Pression de service	Flow Rate Portata Durchsatz D'bit	Burst Pressures Pressione di scoppio Berstdruck Pression d' 'clatement
---------------------	---	-----------------------------------	--

mm	inch.	MPa (PSI)	l/min (GPM)	MPa (PSI)	MPa (PSI)	MPa (PSI)
6.3	1/4"	80 (11600)	8 (2.1)	240 (34800)	240 (34800)	250 (36300)
10	3/8"	80 (11600)	18 (4.7)	350 (50000)	340 (49300)	240 (34800)
12.5	1/2"	73 (10600)	40 (10.6)	220 (31900)	220 (31900)	220 (31900)
20	3/4"	73 (10600)	55 (14.7)	220 (31900)	230 (33400)	230 (33400)
25	1"	63 (9150)	100 (26)	240 (34800)	190 (27600)	190 (27600)
32	1 1/4"	60 (8700)	140 (37)	180 (26100)	180 (26100)	200 (29000)
40	1 1/2"	40 (5800)	300 (79)	150 (21800)	120 (17100)	150 (21800)
50	2"	35 (5000)	1000 (264)	130 (18600)	130 (18600)	105 (15250)

Technical Specifications	Specifiche Tecniche	Technischen Daten	Caractéristiques Techniques
 High grade carbon steel with heat treated wear parts	Acciaio ad alto tenore di carbonio con parti sollecitate, trattate termicamente	High Quality Karbonstahl Induktionsgeartet in besonders banspruchter Stress zone	Acier a haute teneur en carbone avec traitement thermique des pi'eces d'usage
 NBR Backup ring in PTFE	NBR Anello antiestrusione PTFE	NBR Stfutzring in PTFE	NBR Anneau anti-extrusion en PTFE
 -25°C to +125°C (-13°F to +257°F)	-25°C a +125°C (-13°F a +257°F)	-25°C to +125°C (-13°F to +257°F)	-25°C a +125°C (-13°F a +257°F)
 Mate500®	Mate500®	Mate500®	Mate500®
According to ISO 7241-2	Secondo la norma ISO 7241-2	Nach ISO 7241-2	Selon la norme ISO 7241-2

Female - Femmina - Muffe - Femelle

Size Base BG Taille	Thread Filetto Anschluss Filetage	Part Number Codice Articolo Artikelnummer D'esignation	A	B	D	P	X	Weight Peso Gewicht Poids	Package Confezione Verpackung Coils
mm	inch.		mm (in)	mm (in)	mm (in)	mm (in)	mm (in)	g (lbs)	No.
6.3	1/4"	F VVS 14 GAS F	1/4" BSP Female	68 (2.68)	30 (1.18)		22 (0.87)		
6.3	1/4"	F VVS 14 NPT F	1/4" NPT Female	68 (2.68)	30 (1.18)		22 (0.87)		
10	3/8"	F VVS 38 GAS F	3/8" BSP Female	76 (2.99)	40 (1.57)		30 (1.18)		
10	3/8"	F VVS 38 NPT F	3/8" NPT Female	76 (2.99)	40 (1.57)		30 (1.18)		
12.5	1/2"	F VVS 12 GAS F	1/2" BSP Female	87 (3.43)	45 (1.77)		34 (1.34)		
12.5	1/2"	F VVS 12 NPT F	1/2" NPT Female	87 (3.43)	45 (1.77)		34 (1.34)		
20	3/4"	F VVS 34 GAS F	3/4" BSP Female	106 (4.17)	55 (2.17)		41 (1.61)		
20	3/4"	F VVS 34 NPT F	3/4" NPT Female	106 (4.17)	55 (2.17)		41 (1.61)		
25	1"	F VVS 1 GAS F	1" BSP Female	124 (4.88)	60 (2.36)		50 (1.97)		
25	1"	F VVS 1 NPT F	1" NPT Female	124 (4.88)	60 (2.36)		50 (1.97)		
32	1 1/4"	F VVS114 GAS F	1 1/4" BSP Female	153 (6.02)	80 (3.15)		65 (2.56)		
32	1 1/4"	F VVS114 NPT F	1 1/4" NPT Female	153 (6.02)	80 (3.15)		65 (2.56)		
40	1 1/2"	F VVS112 GAS F	1 1/2" BSP Female	172 (6.77)	98 (3.86)		75 (2.95)		
40	1 1/2"	F VVS112 NPT F	1 1/2" NPT Female	172 (6.77)	98 (3.86)		75 (2.95)		
50	2"	F VVS 2 GAS F	2" BSP Female	207 (8.15)	129 (5.08)		100 (3.94)		
50	2"	F VVS 2 NPT F	2" NPT Female	207 (8.15)	129 (5.08)		100 (3.94)		



Male - Maschio - Stecker - Male

Size Base BG Taille	Thread Filetto Anschluss Filetage	Part Number Codice Articolo Artikelnummer D'esignation	E	C	H	L	P	Y	Weight Peso Gewicht Poids	Package Confezione Verpackung Coils
mm	inch.		mm (in)	mm (in)	mm (in)	mm (in)	mm (in)	mm (in)	g (lbs)	No.
6.3	1/4"	F VVS 14 GAS M	1/4" BSP Female	43 (1.69)	14.1 (0.56)	B+C-27 (1.06)		25 (0.98)		
6.3	1/4"	F VVS 14 NPT M	1/4" NPT Female	43 (1.69)	14.1 (0.56)	B+C-27 (1.06)		25 (0.98)		
10	3/8"	F VVS 38 GAS M	3/8" BSP Female	48 (1.89)	18.9 (0.74)	B+C-34 (1.34)		32 (1.26)		
10	3/8"	F VVS 38 NPT M	3/8" NPT Female	48 (1.89)	18.9 (0.74)	B+C-34 (1.34)		32 (1.26)		
12.5	1/2"	F VVS 12 GAS M	1/2" BSP Female	53 (2.09)	20.5 (0.81)	B+C-38 (1.50)		34 (1.34)		
12.5	1/2"	F VVS 12 NPT M	1/2" NPT Female	53 (2.09)	20.5 (0.81)	B+C-38 (1.50)		34 (1.34)		
20	3/4"	F VVS 34 GAS M	3/4" BSP Female	63 (2.48)	27.9 (1.10)	B+C-48 (1.89)		45 (1.81)		
20	3/4"	F VVS 34 NPT M	3/4" NPT Female	63 (2.48)	27.9 (1.10)	B+C-48 (1.89)		45 (1.81)		
25	1"	F VVS 1 GAS M	1" BSP Female	72 (2.83)	31.3 (1.23)	B+C-57 (2.24)		50 (1.97)		
25	1"	F VVS 1 NPT M	1" NPT Female	72 (2.83)	31.3 (1.23)	B+C-57 (2.24)		50 (1.97)		
32	1 1/4"	F VVS114 GAS M	1 1/4" BSP Female	86 (3.39)	43.9 (1.73)	B+C-72 (2.83)		65 (2.56)		
32	1 1/4"	F VVS114 NPT M	1 1/4" NPT Female	86 (3.39)	43.9 (1.73)	B+C-72 (2.83)		65 (2.56)		
40	1 1/2"	F VVS112 GAS M	1 1/2" BSP Female	95 (3.74)	53.4 (2.10)	B+C-79 (3.11)		80 (3.15)		
40	1 1/2"	F VVS112 NPT M	1 1/2" NPT Female	95 (3.74)	53.4 (2.10)	B+C-79 (3.11)		80 (3.15)		
50	2"	F VVS 2 GAS M	2" BSP Female	118 (4.65)	81.9 (3.22)	B+C-98 (3.86)		110 (4.33)		
50	2"	F VVS 2 NPT M	2" NPT Female	118 (4.65)	81.9 (3.22)	B+C-98 (3.86)		110 (4.33)		

ISO A - ISO B - Standard
 ISO A - ISO B - Standard
 ISO A - ISO B - Standard
 ISO A - ISO B - Standard

Agriculture
 Agricoltura
 Ausföhrung Agrartechnik
 Agriculture

Screw Together
 Visaree
 Schraubkupplungen
 A Visser

Clack Valves
 Valvole Unidirezionali
 Rficklaventille
 Clapet Anti-retour

Diagnostic
 Diagnostik
 Diagnostik Kupplung
 Diagnostic

Flat Face
 Innesti Facce Piana
 Flfchflchtend
 Clapet a Face Plat

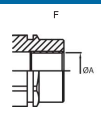
Multifaster
 Multiconnessioni
 Multikupplungen
 Multifaster

Accessories - Accessori - Zubehör - Accessoires

Size Base BG Taille		Dust protections Tappi Protezione Staubschutzhülle Capuchons		Dust protections Tappi Protezione Staubschutzhülle Capuchons		Seal Kits Guarnizioni di ricambio Ersatzdichtungen Joints		Package Confezione Verpackung Colis	
		PVC	Aluminum	PVC	Aluminum				
mm	inch	Part Number Codice Articolo Artikelnummer Désignation	Colour Colore Farbe Couleur	Part Number Codice Articolo Artikelnummer Désignation	Colour Colore Farbe Couleur	Part Number Codice Articolo Artikelnummer Désignation	Colour Colore Farbe Couleur	Part Number Codice Articolo Artikelnummer Désignation	
6.3	1/4"			TMV 14 S		TFV 14 S		SK NV 14	1*
10	3/8"	TMVM 38 SR	●	TMV 38 S	●	TFVM 38 SR	●	SK NV 38	1*
12.5	1/2"	TMVM 12 SR	●	TMV 12 S	●	TFVM 12 SR	●	SK NV 12	1*
20	3/4"			TMV 34 S		TFV 34 S		SK NV 34	1*
25	1"			TMV 1 S		TFV 1 S		SK NV 1	1*
32	1 1/4"			TMV114 S		TFV114 S		SK VVS 114	1**
40	1 1/2"			TMV112 S		TFV112 S		SK VVS 112	1**
50	2"			TMV 2 S		TFV 2 S		SK VVS 2	1**

*10 O'rings + 10 PTFE rings **5 O'rings + 5 PTFE rings

Thread Filetto Anschluss Filetage



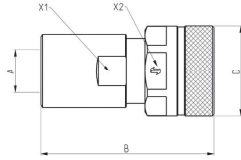
Features	Caratteristiche	Merkmale	Caractéristiques
Connection by screwing together the two parts	Connessione avvitando maschio e femmina	Verbindung durch Verschrauben der beiden Teile	Connexion en dévissant les deux parties
Disconnection by unscrewing the two parts	Disconnessione svitando maschio e femmina	Entkuppeln durch Abschrauben	Déconnexion en dévissant les deux parties
Shut off by poppet valve	Sistema di tenuta mediante valvola a funghetto	Verschluß durch Kegelventil	Système d'étanchéité à clapet standard
Connectable under residual pressure	Innestabile con pressione residua	Kuppelbar unter Restdruck	Connectable sous pression résiduelle
Disconnection under residual pressure	Disconnessione con pressione residua	Entkuppelbar unter Restdruck	Déconnexion avec une pression résiduelle
Interchangeability according to Faster internal Standards	Intercambiabilità secondo Norma interna Faster	Austauschbarkeit Faster internen Standard	Interchangeabilité conformément à la norme interne Faster

Fields of application
 Settori di applicazione
 Anwendungsbereiche
 Domaines d'application



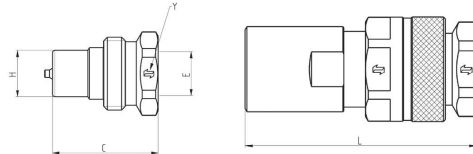
Size Base BG Taille	Working pressure Pressione di esercizio Betriebsdruck Pression de service	Flow Rate Portata Durchsatz Débit	Burst Pressures Pressione di scoppio Berstdruck Pression d'édatement		
			MPa (PSI)	MPa (PSI)	MPa (PSI)
6.3	60 (8700)	8 (2.1)	280 (40600)	180 (26000)	280 (40600)
10	65 (9500)	18 (4.8)	200 (29000)	195 (28500)	250 (36300)
12.5	60 (8700)	30 (7.9)	195 (28500)	180 (26000)	245 (35500)
20	50 (7300)	45 (12)	160 (23200)	150 (21800)	190 (27600)
25	46 (6700)	90 (24)	140 (20300)	150 (21800)	160 (23200)
32	38 (5500)	140 (37)	120 (17400)	115 (16700)	150 (21800)
40	36 (5200)	300 (79)	140 (20300)	110 (16000)	155 (22500)
50	21 (3000)	1000 (264)	75 (10900)	65 (9500)	85 (12500)

Technical Specifications	Specifiche Tecniche	Technischen Daten	Caractéristiques Techniques
 Stainless Steel AISI 316	 Acciaio Inox AISI 316	 Edelstahl AISI 316	 Acier inoxydable AISI 316
 Viton Backup ring in PTFE	 Viton Anello antiestrusione PTFE	 Viton Stützring in PTFE	 Viton Anneau anti-extrusion en PTFE
 -20°C to +200°C (-4°F to + 392°F)	 -20°C a + 200°C (-4°F a + 392°F)	 -20°C to +200°C (-4°F to + 392°F)	 -20°C à +200°C (-4°F à + 392°F)
 According to ISO 7241-2	 Secondo la norma ISO 7241-2	 Nach ISO 7241-2	 Selon la norme ISO 7241-2



Female – Femmina – Muffe – Femelle

Size Base BG Taille	Thread Filetto Anschluss Filetage	Part Number Codice Articolo Artikelnummer Désignation	A	B	D	X1	X2	Weight Peso Gewicht Poids	Package Confezione Verpackung Colis
mm	inch.		mm (in)	mm (in)	mm (in)	mm (in)	mm (in)	g (lbs)	No.
6.3	1/4"	F VVS 14 GAS F 2V	1/4" BSP Female	68 (2.68)	30 (1.18)	22 (0.87)	27 (1.06)		
6.3	1/4"	F VVS 14 NPT F 2V	1/4" NPT Female	68 (2.68)	30 (1.18)	22 (0.87)	27 (1.06)		
10	3/8"	F VVS 38 GAS F 2V	3/8" BSP Female	76 (2.99)	40 (1.57)	30 (1.18)	36 (1.42)		
10	3/8"	F VVS 38 NPT F 2V	3/8" NPT Female	76 (2.99)	40 (1.57)	30 (1.18)	36 (1.42)		
12.5	1/2"	F VVS 12 GAS F 2V	1/2" BSP Female	87 (3.43)	45 (1.77)	34 (1.34)	41 (1.61)		
12.5	1/2"	F VVS 12 NPT F 2V	1/2" NPT Female	87 (3.43)	45 (1.77)	34 (1.34)	41 (1.61)		
20	3/4"	F VVS 34 GAS F 2V	3/4" BSP Female	106 (4.17)	55 (2.17)	41 (1.61)	50 (1.97)		
20	3/4"	F VVS 34 NPT F 2V	3/4" NPT Female	106 (4.17)	55 (2.17)	41 (1.61)	50 (1.97)		
25	1"	F VVS 1 GAS F 2V	1" BSP Female	124 (4.88)	60 (2.36)	50 (1.97)	55 (2.16)		
25	1"	F VVS 1 NPT F 2V	1" NPT Female	124 (4.88)	60 (2.36)	50 (1.97)	55 (2.16)		
32	1 1/4"	F VVS114 GAS F 2V	1 1/4" BSP Female	153 (6.02)	80 (3.15)	65 (2.56)	75 (2.95)		
32	1 1/4"	F VVS114 NPT F 2V	1 1/4" NPT Female	153 (6.02)	80 (3.15)	65 (2.56)	75 (2.95)		
40	1 1/2"	F VVS112 GAS F 2V	1 1/2" BSP Female	172 (6.77)	98 (3.86)	75 (2.95)	90 (3.54)		
40	1 1/2"	F VVS112 NPT F 2V	1 1/2" NPT Female	172 (6.77)	98 (3.86)	75 (2.95)	90 (3.54)		
50	2"	F VVS 2 GAS F 2V	2" BSP Female	207 (8.15)	129 (5.08)	100 (3.94)	125 (4.92)		
50	2"	F VVS 2 NPT F 2V	2" NPT Female	207 (8.15)	129 (5.08)	100 (3.94)	125 (4.92)		



Male – Maschio – Stecker – Male

Size Base BG Taille	Thread Filetto Anschluss Filetage	Part Number Codice Articolo Artikelnummer Désignation	E	C	H	L	P	Y	Weight Peso Gewicht Poids	Package Confezione Verpackung Colis
mm	inch.		mm (in)	mm (in)	mm (in)	mm (in)	mm (in)	mm (in)	g (lbs)	No.
6.3	1/4"	F VVS 14 GAS M 2V	1/4" BSP Female	43 (1.69)	14.1 (0.56)	B+C -27 (1.06)		25 (0.98)		
6.3	1/4"	F VVS 14 NPT M 2V	1/4" NPT Female	43 (1.69)	14.1 (0.56)	B+C -27 (1.06)		25 (0.98)		
10	3/8"	F VVS 38 GAS M 2V	3/8" BSP Female	48 (1.89)	18.9 (0.74)	B+C -34 (1.34)		32 (1.26)		
10	3/8"	F VVS 38 NPT M 2V	3/8" NPT Female	48 (1.89)	18.9 (0.74)	B+C -34 (1.34)		32 (1.26)		
12.5	1/2"	F VVS 12 GAS M 2V	1/2" BSP Female	53 (2.09)	20.5 (0.81)	B+C -38 (1.50)		34 (1.34)		
12.5	1/2"	F VVS 12 NPT M 2V	1/2" NPT Female	53 (2.09)	20.5 (0.81)	B+C -38 (1.50)		34 (1.34)		
20	3/4"	F VVS 34 GAS M 2V	3/4" BSP Female	63 (2.48)	27.9 (1.10)	B+C -48 (1.89)		46 (1.81)		
20	3/4"	F VVS 34 NPT M 2V	3/4" NPT Female	63 (2.48)	27.9 (1.10)	B+C -48 (1.89)		46 (1.81)		
25	1"	F VVS 1 GAS M 2V	1" BSP Female	72 (2.83)	31.3 (1.23)	B+C -57 (2.24)		50 (1.97)		
25	1"	F VVS 1 NPT M 2V	1" NPT Female	72 (2.83)	31.3 (1.23)	B+C -57 (2.24)		50 (1.97)		
32	1 1/4"	F VVS114 GAS M 2V	1 1/4" BSP Female	86 (3.39)	43.9 (1.73)	B+C -72 (2.83)		65 (2.56)		
32	1 1/4"	F VVS114 NPT M 2V	1 1/4" NPT Female	86 (3.39)	43.9 (1.73)	B+C -72 (2.83)		65 (2.56)		
40	1 1/2"	F VVS112 GAS M 2V	1 1/2" BSP Female	95 (3.74)	53.4 (2.10)	B+C -79 (3.11)		80 (3.15)		
40	1 1/2"	F VVS112 NPT M 2V	1 1/2" NPT Female	95 (3.74)	53.4 (2.10)	B+C -79 (3.11)		80 (3.15)		
50	2"	F VVS 2 GAS M 2V	2" BSP Female	118 (4.65)	81.9 (3.22)	B+C -98 (3.86)		110 (4.33)		
50	2"	F VVS 2 NPT M 2V	2" NPT Female	118 (4.65)	81.9 (3.22)	B+C -98 (3.86)		110 (4.33)		

Accessories – Accessori – Zubehör – Accessoires

Size Base BG Taille	Dust protections Tappi Protezione Staubschutzteile Capuchons		Dust protections Tappi Protezione Staubschutzteile Capuchons		Seal Kits Guarnizioni di ricambio Ersatzdichtungen Joints	Package Confezione Verpackung Colis
	AISI 316	Aluminum	AISI 316	Aluminum		
mm	inch	Part Number Codice Articolo Artikelnummer Désignation	Part Number Codice Articolo Artikelnummer Désignation	Part Number Codice Articolo Artikelnummer Désignation	Part Number Codice Articolo Artikelnummer Désignation	
6.3	1/4"		TMV 14 S		TFV 14 S	N/A
10	3/8"	TMV 38 SS	TMV 38 S	TFV 38 SS	TFV 38 S	N/A
12.5	1/2"	TMV 12 SS	TMV 12 S	TFV 12 SS	TFV 12 S	N/A
20	3/4"		TMV 34 S		TFV 34 S	N/A
25	1"		TMV 1 S		TFV 1 S	N/A
32	1 1/4"		TMV114 S		TFV114 S	N/A
40	1 1/2"		TMV112 S		TFV112 S	N/A
50	2"		TMV 2 S		TFV 2 S	N/A

Thread Filetto Anschluss Filetage

