

FT2257/2



DOUBLE-ACTING SHUT-OFF VALVES

They allow flow control in both directions. They are equipped with a needle so to obtain:

- metallic seal;
- flow linearity at the opening;
- accurate control for a wide range of flow rate.

A double reference system made up of a decimal scale on the handle and of a keyed metal ring with graduated fractional scale and divided into sectors allows the identification of flow conditions. A locking screw in the handle ensures stable flow values preventing accidental adjustments or movements due to vibrations. A ring nut (G) is used to carry out the panel mounting, on request.



On request

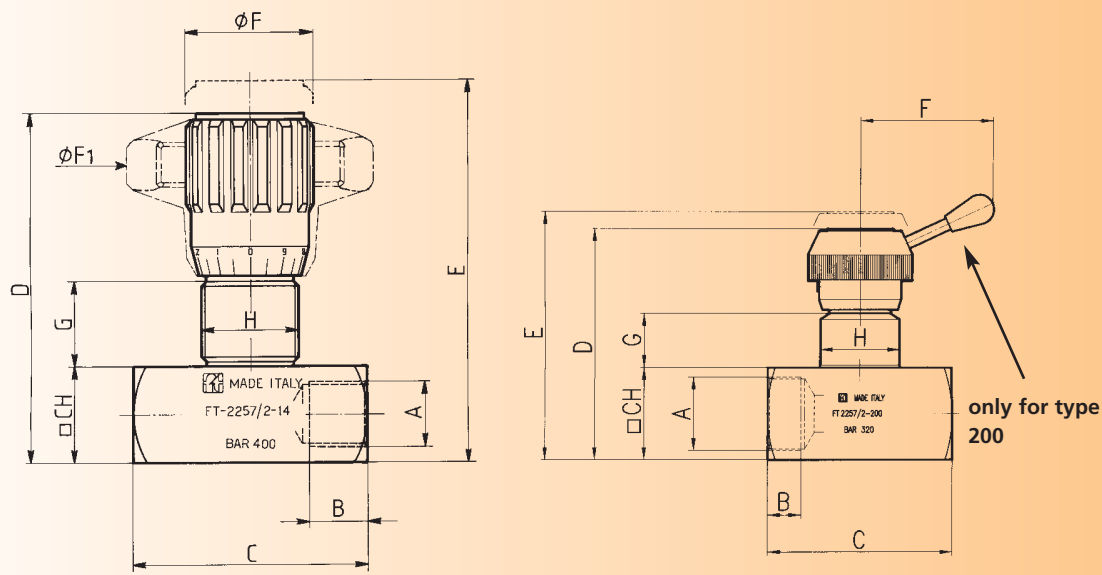
- NPT Threads
- Equipped with ring nuts (G)
- Knob in ABS (mp)

materials

Body	AISI 316 stainless steel
Needle	AISI 316 stainless steel
OR	Viton
Antiextrusion ring	PTFE
Handwheel	GD - Al Si 12 - UNI 5706
Handwheel (mp)	ABS

example for ordering

Code	Type	Panel ring	Viton seal	Plastic handwheel
FT 2257/2	12	G	-	mp





dimensions

Type	A UNI 338	B	C	D	E	ϕF	$\phi F1$	G	H	CH	Weight kg
18	1/8"G	8,5	38	59	64	22	40	13,5	M17x1	16	0,110
14	1/4"G	12,5	49	71	78	27	50	17	M20x1	20	0,200
38	3/8"G	12,5	59	84	93	33	70	19,5	M25x1,5	25	0,375
12	1/2"G	15,5	68	97	107	38	80	21	M30x1,5	30	0,600
34	3/4"G	17	86	120,5	132,5	47	100	26,5	M40x1,5	40	1,250
100	1"G	20	105	151,5	167,5	58	120	35	M50x1,5	50	2,550
114	1 1/4"G	22	120	156,5	172,5	58	120	35	M50x1,5	55	3,000
112	1 1/2"G	24	134	167	181	58	120	35	M55x2	65	4,217
200	2"G	27	150	188	202	108	/	44	M65x2	75	7,300

technical data

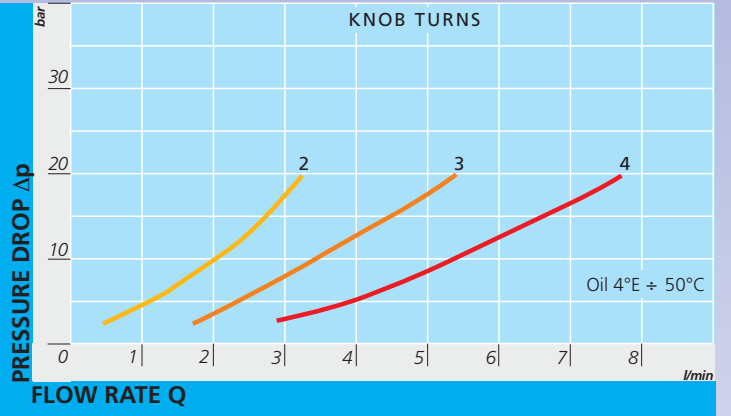
Type	Port section sq. cm ²	Working pressure bar	Min. burst. pressure bar	Working temp. °C	Filtration grade μm
18	0,12	400	1600	-20° / +130 °C	25
14	0,19	400	1600	-20° / +130 °C	25
38	0,39	400	1600	-20° / +130 °C	25
12	0,68	400	1600	-20° / +130 °C	25
34	1,13	400	1600	-20° / +130 °C	25
100	2,09	320	1300	-20° / +130 °C	25
114	2,09	320	1300	-20° / +130 °C	25
112	3,14	320	1300	-20° / +130 °C	25
200	4,91	320	1300	-20° / +130 °C	25



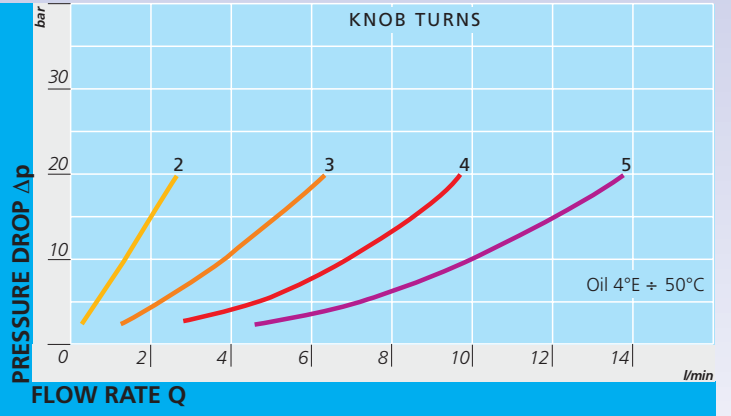
3



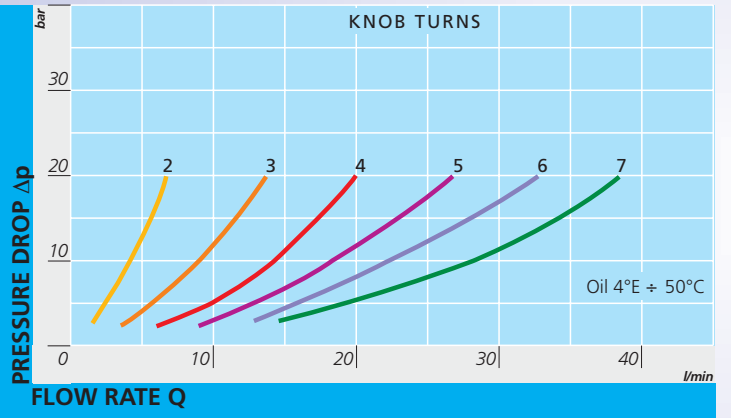
FT 2257/2 - 18



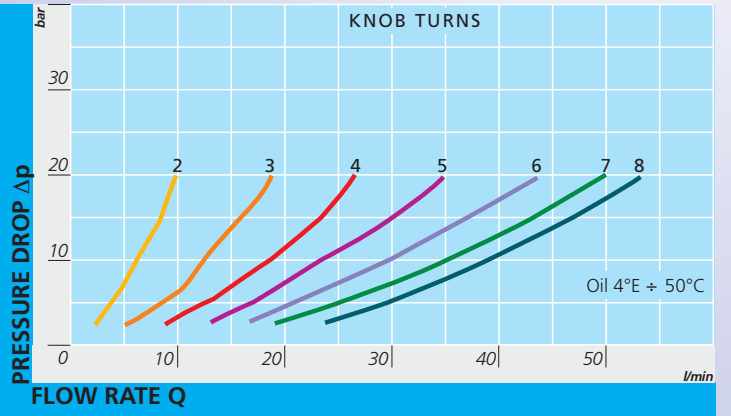
FT 2257/2 - 14



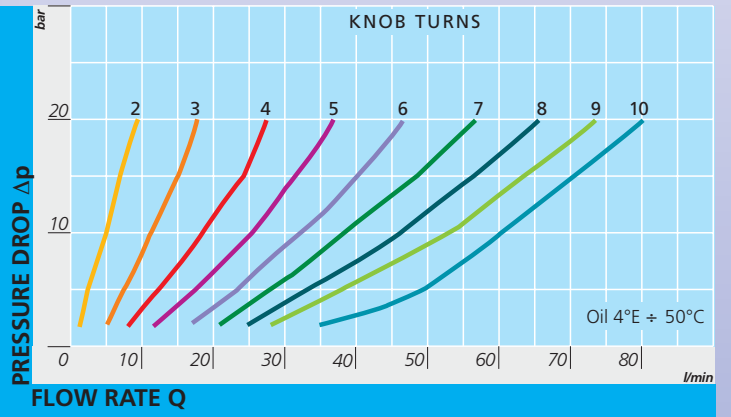
FT 2257/2 - 38



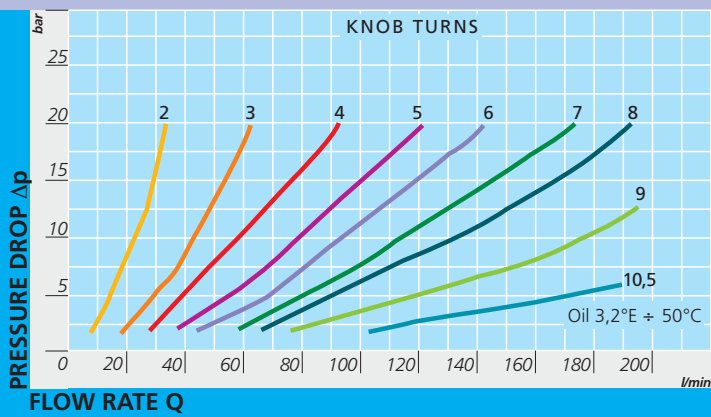
FT 2257/2 - 12



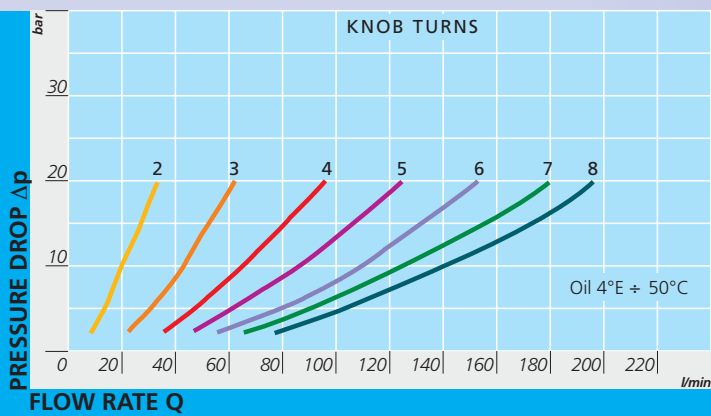
FT 2257/2 - 34



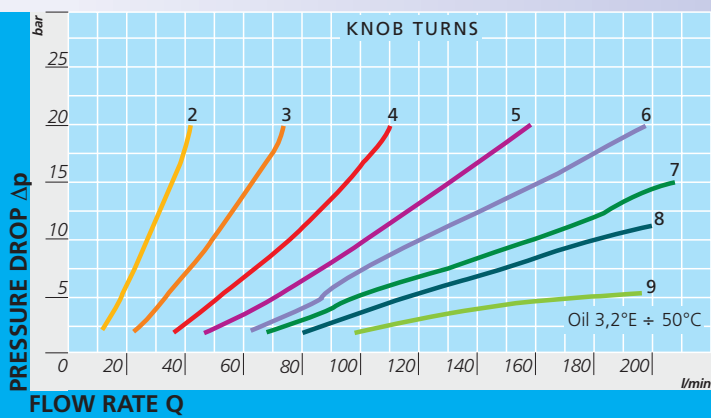
FT 2257/2-100



FT 2257/2-114



FT 2257/2-112



FT 2257/2-100

