MONOBLOCK
TYPE EM103/...P...

MONOBLOCCO
TIPO EM103/...P...

Monoblock with rear ports A-B = 3/8"G or 1/2"G, P-T = 1/2"G
Parallel connection. With/without relief valve. (RV)
Monoblocco con utilizzi A-B posteriori da 3/8"G o da 1/2"G
con P-T da 1/2"G. Versione in parallelo, con/senza valvola lim. di pressione.

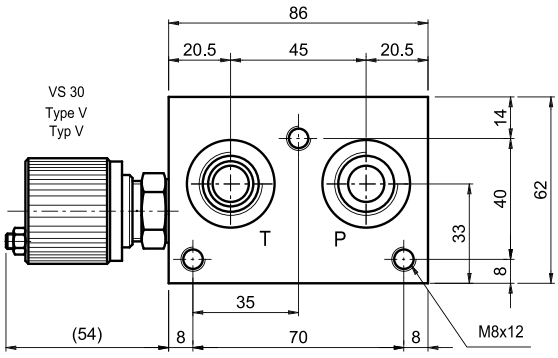

N° Elem.	H	K	(Kg)
1	110	94	3.4
* 2	160	144	4.8
* 3	210	194	6.2
* 4	260	244	7.6
5	310	294	9
6	360	344	10.4
7	410	394	11.8
8	460	444	13.2
9	510	494	14.6
10	560	544	16

Hydraulic symbol
parallel connection
Schema idraulico
in parallelo

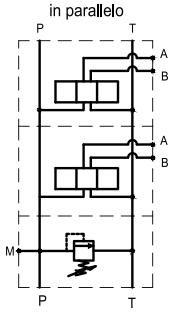

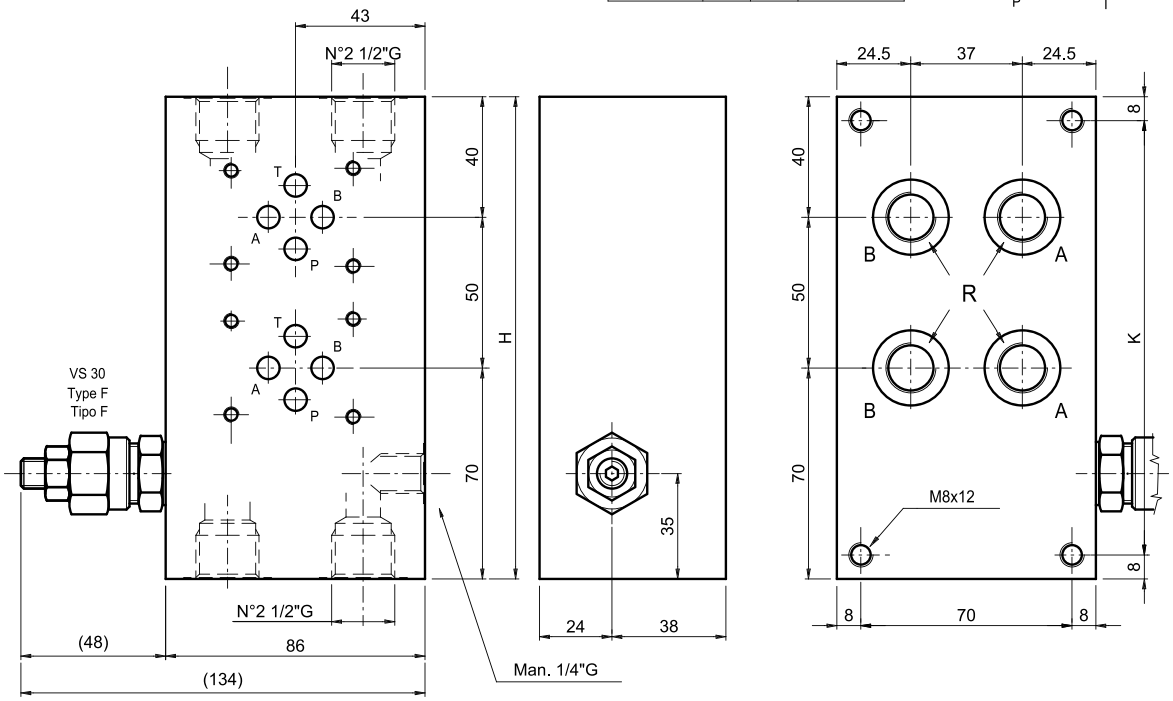

Ordering code
Esempio di ordinazione:

EM 10 3 / * * P * * *

EUROFLUID
monoblock = M
monoblocco =

rear ports = 10
versione poster./later. =

CETOP 3

N. of elements 1, 2, ..., 10.
N° stazioni

R 3/8"G = 38
R 1/2"G = 12

rear ports = P
utilizzi posteriori =

Setting
regolazione

F = by key/ a chiave
V = handwheel/ Volantino
P = plastic knob/ Pomolo

Spring type / tipo molla
0 = 5-50 bar
1 = 30-100 bar
2 = 50-210 bar
3 = 100-350 bar

Z = prearranged for RV
= con sede per VLP

T = with plugged RV seat
= con sede tappata per VLP

X = with RV included
= con VLP inclusa

* Y = without RV seat (only 2-3-4 elements)
= senza sede VLP (solo 2-3-4 staz.)

NOTES : See page 91 for technical characteristics of RV
NOTA: Per informazioni tecniche relative alla VLP vedere pag 91