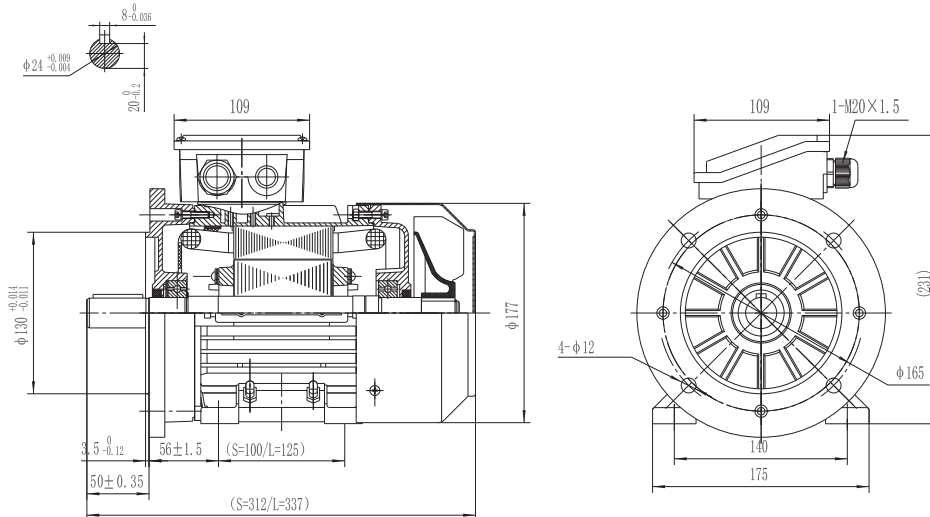


Type T3A 90L1-4

Cod. R090L401,5AA5A00000T

Mounting position

IM	B35
IM	2001



Electrical data			
Rated motor power	1.5		Kw
Rated motor speed	1440		min ⁻¹ 50Hz
	1730		min ⁻¹ 60Hz
Rated motor frequency	50		Hz
Rated motor voltage(+/-10%)	230		VΔ/50Hz
	400		VY/50Hz
	280		VΔ/60Hz
	480		VY/60Hz
Rated motor torque	9.95		Nm (Mn)
Rated motor current	6.05	VΔ/50Hz	A (In)
	3.5	VY/50Hz	A (In)
Starting motor current	7.1		xIn
Starting motor torque	3.4		xMn
Breakdown motor torque	3.3		xMn
Starting			D.O.L.
Efficiency class	IE3		
Efficiency	50Hz	60Hz	
	85.3	85.4	100% load
	85.3	84.8	75% load
	83.1	84.1	50% load
Power factor cosφ	0.73	0.73	100% load

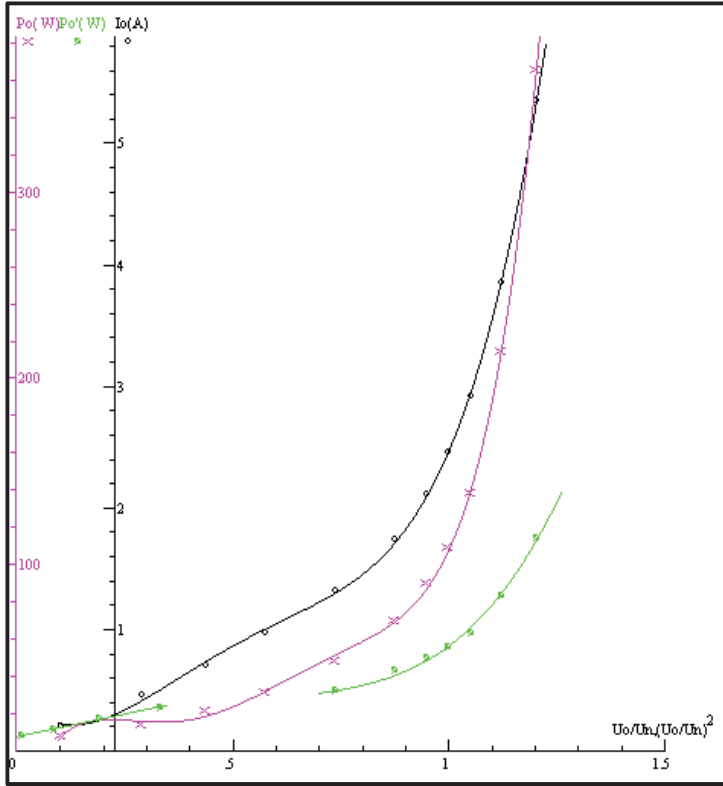
General data		
Frame size	90	
Mounting	B35	
Weight	18.77	Kg
Casing material	Aluminum	
Protection	IP	55
Insulation class	H	
Tropicalization	Yes	
Vibration class	A	
Duty	S1	
Direction of rotation	Bidirectional	
Method of cooling	IC	411
Cable entry	1-M20x1,5	
Standards	IEC/DIN/ISO/VDE/EN	
Execute at Standard	IEC 60034-1	
Feet removable	Yes	
Paintwork	7024	C2 standard
Thermal protections	n/a	

Site conditions	
Ambient temperature	from -20°C to +40°C
Altitude above sea level	1000 m

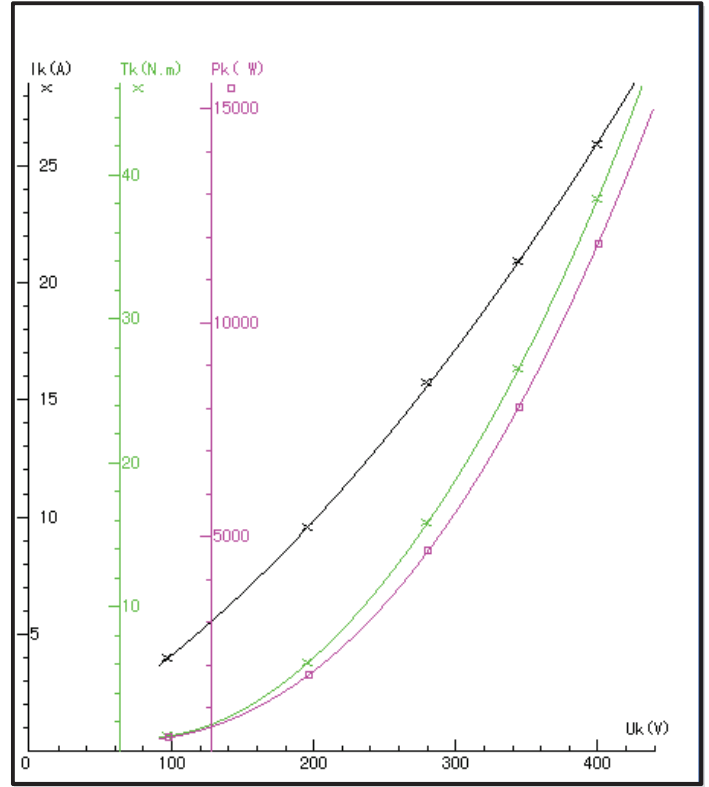
Mechanical data					
Noise level	LpA	70	dB(A)	Bearing DE side	6205-2RS-C3
	LwA	80	dB(A)	Bearing NDE side	6205-2RS-C3
Moment of inertia	0.00469		Kgm ²	Average bearing lifetime	40000 h
Bearings type			NSK	Relubrication interval L1 DE bearing	life h
Lubricants for bearings	See installation and maintenance manual			Relubrication interval L1 NDE bearing	life h
				Compensation ring	NDE SIDE

There may be differences between rating plate and calculated values.

NO LOAD



LOCKED ROTOR



LOAD

