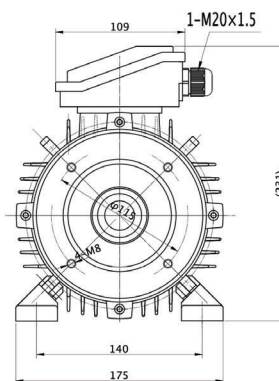
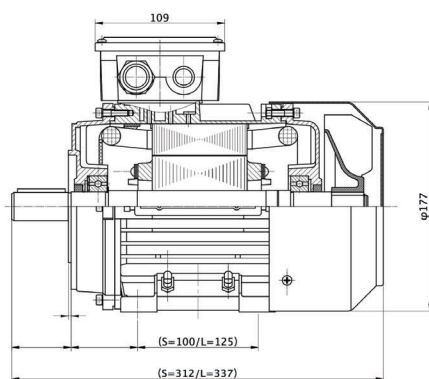
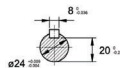


Type T2A 90L2-4

Cod. I090L402,2BA5A00000T

Mounting position

IM	B34
IM	2101



Electrical data			
Rated motor power	2.2		Kw
Rated motor speed	1430		min ⁻¹ 50Hz
	1720		min ⁻¹ 60Hz
Rated motor frequency	50		Hz
Rated motor voltage(+/-10%)	230		VΔ/50Hz
	400		VY/50Hz
	280		VΔ/60Hz
	480		VY/60Hz
Rated motor torque	14.7		Nm (Mn)
Rated motor current	8.63	VΔ/50Hz	A (In)
	4.99	VY/50Hz	A (In)
Starting motor current	7.1		xIn
Starting motor torque	3.4		xMn
Breakdown motor torque	2.4		xMn
Starting			D.O.L.
Efficiency class	IE2		
Efficiency	50Hz	60Hz	
	84.3	-	100% load
	84.5	-	75% load
	82.3	-	50% load
Power factor cosφ	0.76	-	100% load

General data		
Frame size	90	
Mounting	B34	
Weight	-	Kg
Casing material	Aluminum	
Protection	IP	55
Insulation class	H	
Tropicalization	Yes	
Vibration class	A	
Duty	S1	
Direction of rotation	Bidirectional	
Method of cooling	IC	411
Cable entry	1-M20x1,5	
Standards	IEC/DIN/ISO/VDE/EN	
Execute at Standard	IEC 60034-1	
Feet removable	Yes	
Paintwork	7024	C2 standard
Thermal protections	n/a	

Site conditions	
Ambient temperature	from -20°C to +40°C
Altitude above sea level	1000 m

Mechanical data					
Noise level	LpA	70	dB(A)	Bearing DE side	6205-2RS-C3
	LwA	80	dB(A)	Bearing NDE side	6205-2RS-C3
Moment of inertia	0.00535		Kgm ²	Average bearing lifetime	40000 h
Bearings type			NSK	Relubrication interval L1 DE bearing	- h
Lubricants for bearings	See installation and maintenance manual			Relubrication interval L1 NDE bearing	- h
				Compensation ring	NDE SIDE

There may be differences between rating plate and calculated values.

Type Test Report

Type: T2A90L2-4

Voltage: 400/230 V

Output: 2.2 kW

Connection: Y/Δ

Frequency: 50 Hz

Duty: S1

Test Item		Result			
1.	Efficiency %	84.4			
2.	Power Factor	0.757			
3.	Tem. Rise of Stator Winding K	64			
4.	Vibration mm/s				
5.	Noise Lp dB (A) (Lw)	57.1			
6.	Breakdown Torque/Rated Torque	4.03			
7.	Pullup Torque/Rated Torque	3.42			
8.	Locked Rotor Tor./Rated Tor.	4.26			
9.	Locked Rotor Cur./Rated Cur.	7.69			
10.	High Voltage Test V	1800			
11.	Hot Insulation Res. of Stator Winding MΩ	300.			
12.	Temperature of Bearing °C	53			
13.	Unbalance of Current %	3.50			
14.	Full Load line Current A	4.972			
15.	Full Load input W	2606			
16.	Full Load torque Nm	14.68			
17.	Max.temp.of enclosure surface °C	50.9			
18.	No Load Current A	3.487			
19.	Slip %	4.591			
20.	Stator Winding phase resistance Ω (95°C)	2.5048			
21.	Stray Load Loss W	19.55			
22.	No Load Stator Power W	187.4			
23.	Core Loss W	85.69			
24.	Friction & Windage Loss W	10.82			
25.	Locked Rotor Power W	19306			
26.	Stator I ii R Loss W	182.5			
27.	Rotor I ii R Loss W	107.3			
28.	Locked Rotor Voltage 100.0V	Current A	7.347	Power W	802.3
Remark: <div style="display: flex; justify-content: space-around; margin-top: 10px;"> 75%eff: 84.56 50%eff: 82.42 </div>					

Check:

Operator:

Torque - Speed Curve

