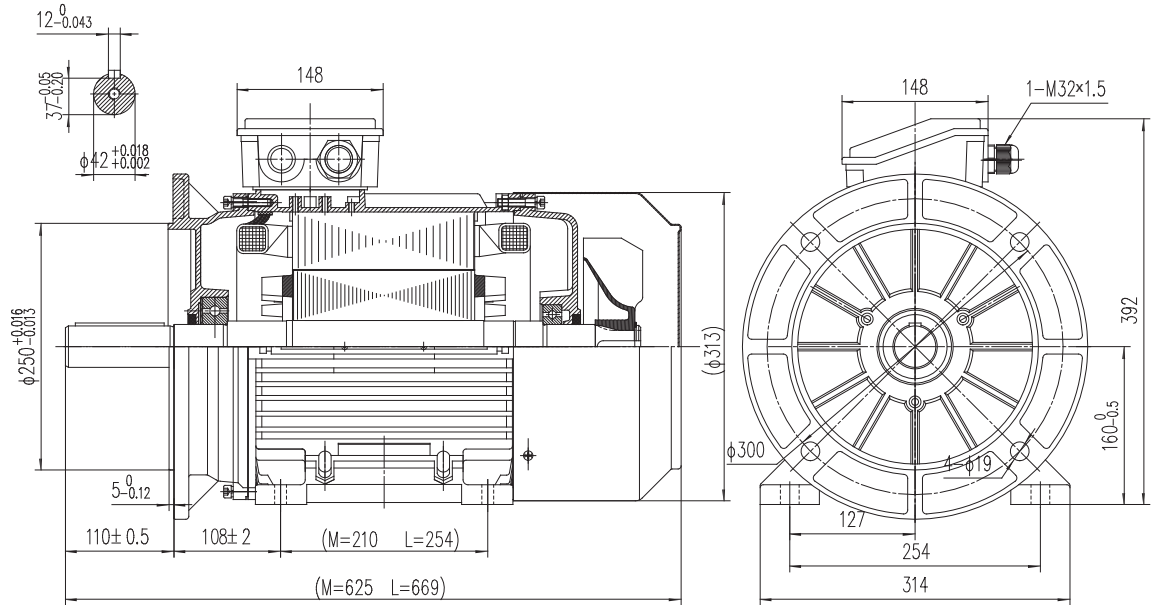


Type T3A 160L1-4

Cod. R160L415,0AB5A00000T

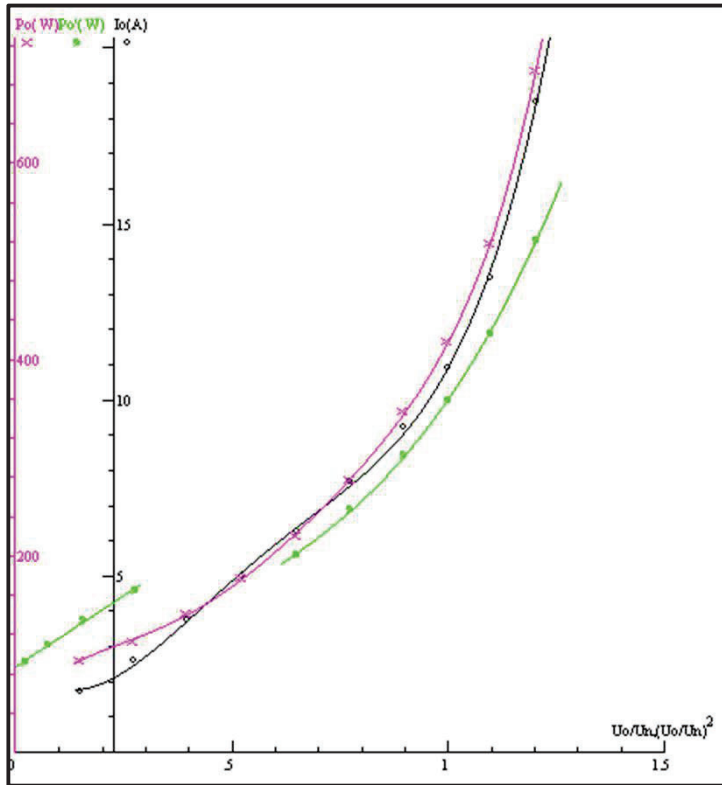
Mounting position

IM	B35
IM	2001

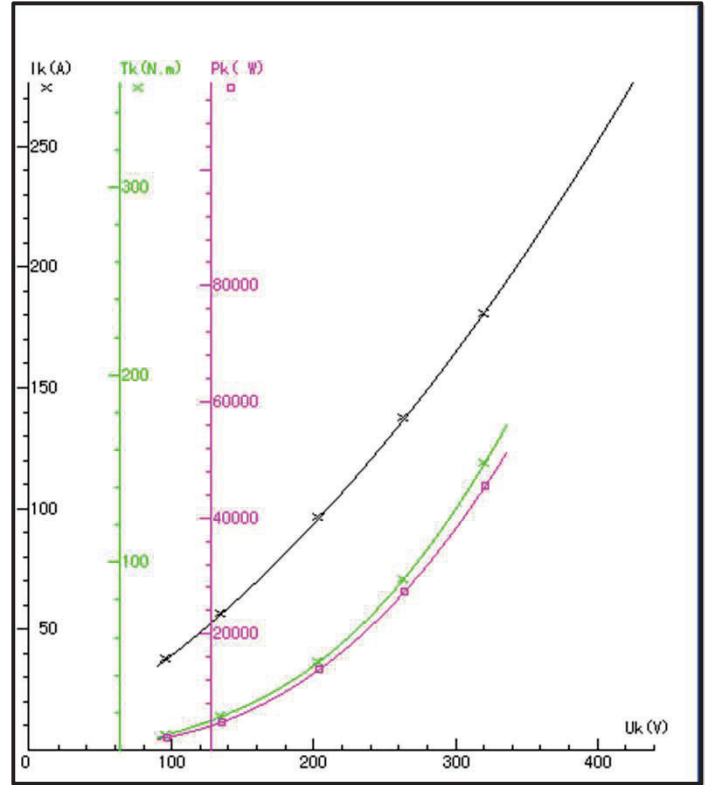


Electrical data				General data			
Rated motor power	15		Kw	Frame size	160		
Rated motor speed	1470		min ⁻¹ 50Hz	Mounting	B35		
	1765		min ⁻¹ 60Hz	Weight	98.8	Kg	
Rated motor frequency	50		Hz	Casing material	Aluminum		
Rated motor voltage(+/-10%)	400		VΔ/50Hz	Protection	IP	55	
	690		VY/50Hz	Insulation class	H		
	480		VΔ/60Hz	Tropicalization	Yes		
	830		VY/60Hz	Vibration class	A		
Rated motor torque	97.49		Nm (Mn)	Duty	S1		
Rated motor current	27.7	VΔ/50Hz	A (In)	Direction of rotation	Bidirectional		
	16.01	VY/50Hz	A (In)	Method of cooling	IC	411	
Starting motor current	9.2		xIn	Cable entry	2-M32x1,5+1-M16x1,5		
Starting motor torque	3		xMn	Standards	IEC/DIN/ISO/VDE/EN		
Breakdown motor torque	3		xMn	Execute at Standard	IEC 60034-1		
Starting			D.O.L.	Feet removable	Yes		
Efficiency class	IE3			Paintwork	7024	C2 standard	
Efficiency	50Hz	60Hz		Thermal protections	n/a		
	92.1	92.5	100% load				
	92.3	91.9	75% load				
	91.3	91.1	50% load				
Power factor cosφ	0.85	0.85	100% load				
Mechanical data				Site conditions			
Noise level	LpA	67	dB(A)	Ambient temperature	from -20°C to +40°C		
	LwA	76	dB(A)	Altitude above sea level	1000 m		
Moment of inertia	0.13704		Kgm ²				
Bearings type			NSK				
Lubricants for bearings	See installation and maintenance manual			Bearing DE side	6309-2RS-C3		
				Bearing NDE side	6209-2RS-C3		
				Average bearing lifetime	40000	h	
			Relubrication interval L1 DE bearing	life	h		
			Relubrication interval L1 NDE bearing	life	h		
			Compensation ring	NDE SIDE	standard		

NO LOAD



LOCKED ROTOR



LOAD

