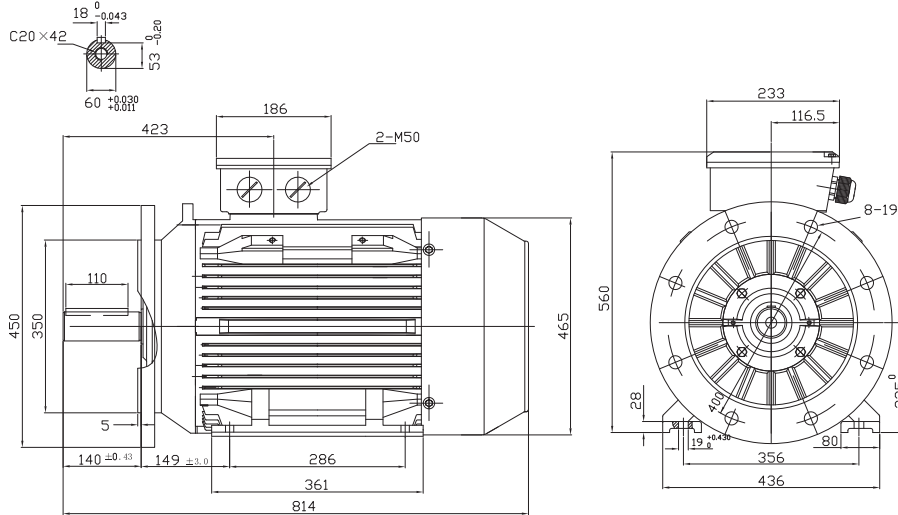


Type T3C 225S-4

Cod. R225S437,0AA5C00000T

Mounting position

IM	B35
IM	2001



Electrical data			
Rated motor power	37		Kw
Rated motor speed	1470		min ⁻¹ 50Hz
	1765		min ⁻¹ 60Hz
Rated motor frequency	50		Hz
Rated motor voltage(+/-10%)	230		VΔ/50Hz
	400		VY/50Hz
	280		VΔ/60Hz
	480		VY/60Hz
Rated motor torque	240.47		Nm (Mn)
	113.83	VΔ/50Hz	A (In)
Rated motor current	65.8	VY/50Hz	A (In)
	9.2		xIn
Starting motor torque	2.5		xMn
Breakdown motor torque	2.5		xMn
Starting			D.O.L.
Efficiency class	IE3		
Efficiency	50Hz	60Hz	
	93.9	94.5	100% load
	95.2	95.2	75% load
	94.3	93.7	50% load
Power factor cosφ	0.87	0.87	100% load

General data		
Frame size	225	
Mounting	B35	
Weight	345	Kg
Casing material	Cast iron	
Protection	IP	55
Insulation class	H	
Tropicalization	Yes	
Vibration class	A	
Duty	S1	
Direction of rotation	Bidirectional	
Method of cooling	IC	411
Cable entry	2-M50x1,5+1M16x1,5	
Standards	IEC/DIN/ISO/VDE/EN	
Execute at Standard	IEC 60034-1	
Feet removable	Yes	
Paintwork	7024	C2 standard
Thermal protections	n/a	

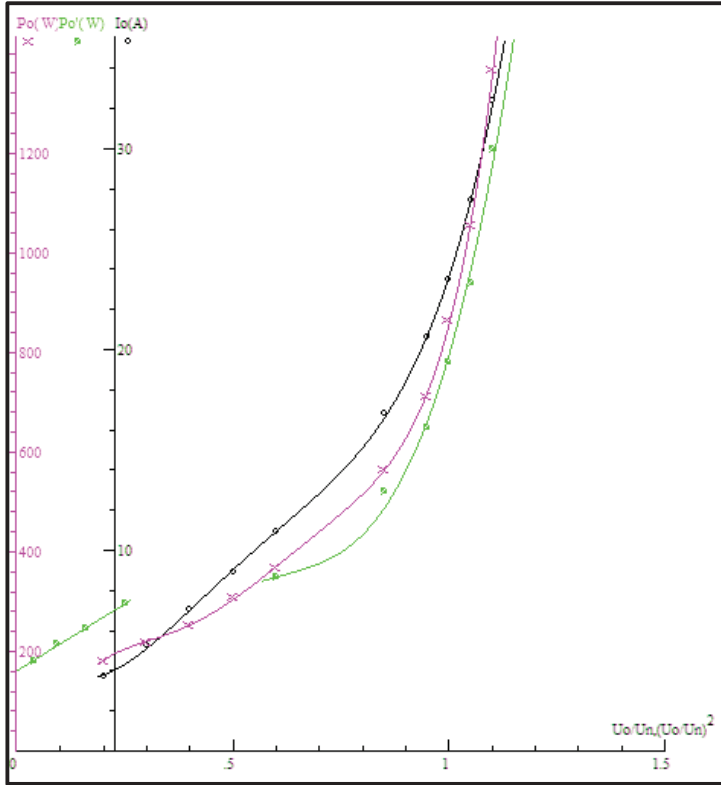
Site conditions	
Ambient temperature	from -20°C to +40°C
Altitude above sea level	1000 m

Mechanical data					
Noise level	LpA	70	dB(A)	Bearing DE side	6313-C3
	LwA	80	dB(A)	Bearing NDE side	6313-C3
Moment of inertia	0.57838		Kgm ²	Average bearing lifetime	40000 h
Bearings type			NSK	Relubrication interval L1 DE bearing	16500 h
Lubricants for bearings	See installation and maintenance manual			Relubrication interval L1 NDE bearing	16500 h
				Compensation ring	NDE SIDE

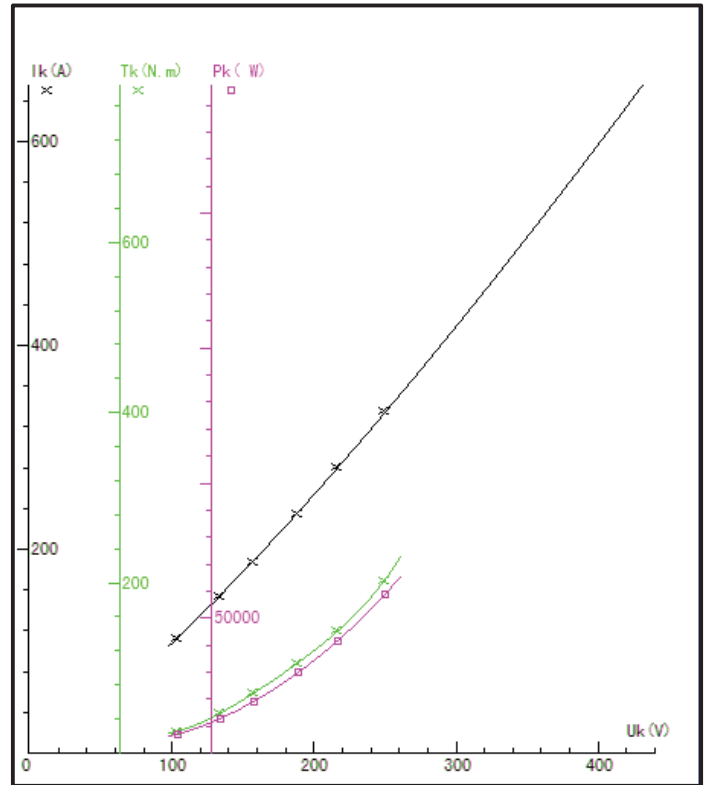
There may be differences between rating plate and calculated values.

Type	T3C 225S-4			Output	37 kW	Voltage	400/690 V	Current	A	Frequency	50 Hz	Kind of test	
Duty	S1			Connection method	Δ / Y	Poles	4 P	Speed	r/min	Basic temp.	95 °C		
Insulation resistance	(M Ω)	Phase vs.Phase	Phase vs.Ground	DC Resistance determination(Ω)		over loading test		160% of Rated torque.for 15S		Pass			
	Cold state			Line R	Value			150% of Rated current.for 120S		Pass			
	Hot state	300		R _{UV}	0,08634	Inter-turns insulation test							
High-voltage	1760 V for		60 S	R _{UV}	0,08632	130% of Rated voltage.for 180		Pass					
	Phase vs.Phase		Pass	R _{VW}	0,08622	Over speed test							
	Phase vs.Ground		Pass	Ambient.	20,4 °C	120% of Rated max.frequency.for 120S		Pass					
Item		Result	Standard value	Tolerance (%)	Reference temp R	(Ω)	0,16725	Hot state temp.	(°C)	21,2			
Efficiency	100%P _n	(%)	94,35		Three-phase R deviation	(%)	0,08	Middle part of enclosure temp.(°C)	78,7				
	75%P _n	(%)	94,529		No-load current	(A)	23,62	Temp. of frame	(°C)	44			
	50%P _n	(%)	93,966		No-load current deviation	(%)	3,65	Temp. of Airin-N	(°C)	75,4			
Power factor		0,872			No-load input power	(W)	854,3	Temp. of Airout-D	(°C)	21,2			
Temperature rise of stator winding	0 S	(K)	59,8		Full-load input current	(A)	64,89	Environment humidity	(%)				
	30/90 S	(K)	59,8		Full-load input power	(W)	39216	Degree of protection	(IP)	IP55			
Slip		(%)	1,1563		Core loss	(W)	607,66	Insulation class	F				
Locked current		(A)	596,7		Friction and wind age loss(W)	161,72							
Locked rotor current /Rated current		9,2			StatorI2Rloss	(W)	679,64	Cold checking test					
Locked torque		(Nm)	649,8		RotorI2Rloss	(W)	438,57	50 Hz 400/690 V No-load test data					
Locked rotor torque/Rated torque		2,71			Stary-load loss	(W)	327,99	No-load current		(A)			
Maximum torque		(Nm)	686,8		wastage summation	(W)	2215,6	No-load power		(W) 854,3			
Breakdown torque/Rated torque		2,87			Output	(W)	37000	50 Hz V Locked test data					
Pull-up torque		(Nm)	341,6		Rated torque	(N.m)	239,72	Locked current		(A)			
Pull-up torque/Rated torque		1,42			Full-load speed	(r/min)	1482,7	Locked power:		(W)			
Noise Lp (A)		dB											
Vibrancy		(mm)											
Bearing temperature rise		(K)	55										
Vibration Test													
Displacement		(μ m)											
velocity		(mm/s)											
Acceleration		(m/s ²)			Mechanical check		Complete assembly, Flexible rotating,		Correct Direction.				

NO LOAD



LOCKED ROTOR



LOAD

