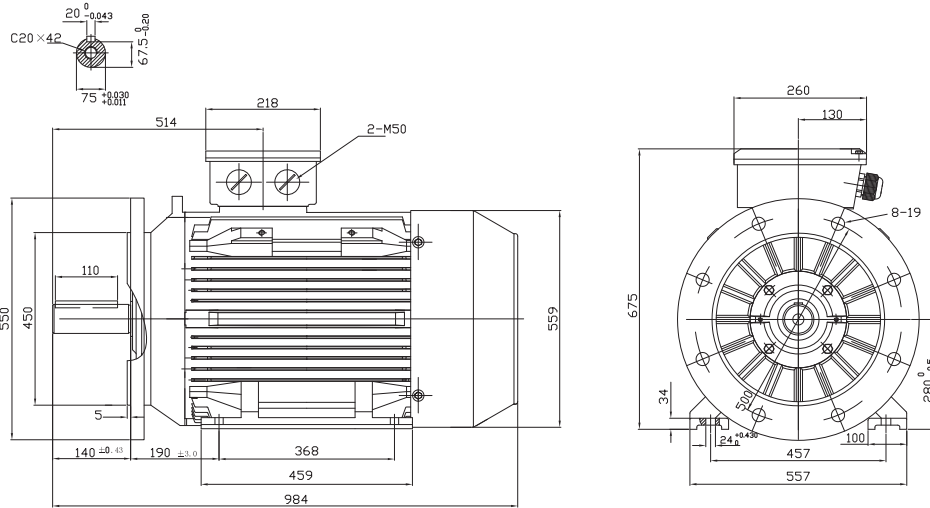


Type T3C 280S-4

Cod. R280S475,0AB5C00000T

Mounting position

IM	B35
IM	2001



Electrical data			
Rated motor power	75		Kw
Rated motor speed	1480		min <sup>-1</sup> 50Hz
	1780		min <sup>-1</sup> 60Hz
Rated motor frequency	50		Hz
Rated motor voltage(+/-10%)	400		VΔ/50Hz
	690		VY/50Hz
	480		VΔ/60Hz
	830		VY/60Hz
Rated motor torque	484.16		Nm (Mn)
Rated motor current	130.98	VΔ/50Hz	A (In)
	75.71	VY/50Hz	A (In)
Starting motor current	10		xIn
Starting motor torque	2.5		xMn
Breakdown motor torque	2.8		xMn
Starting			D.O.L.
Efficiency class	IE3		
Efficiency	50Hz	60Hz	
	95	95.8	100% load
	95.1	96.5	75% load
	94.8	95	50% load
Power factor cosφ	0.87	0.87	100% load

General data			
Frame size	280		
Mounting	B35		
Weight	649		Kg
Casing material	Cast iron		
Protection	IP	55	
Insulation class	H		
Tropicalization	Yes		
Vibration class	A		
Duty	S1		
Direction of rotation	Bidirectional		
Method of cooling	IC	411	
Cable entry	2-M50x1,5+1M16x1,5		
Standards	IEC/DIN/ISO/VDE/EN		
Execute at Standard	IEC 60034-1		
Feet removable	Yes		
Paintwork	7024	C2 standard	
Thermal protections	n/a		

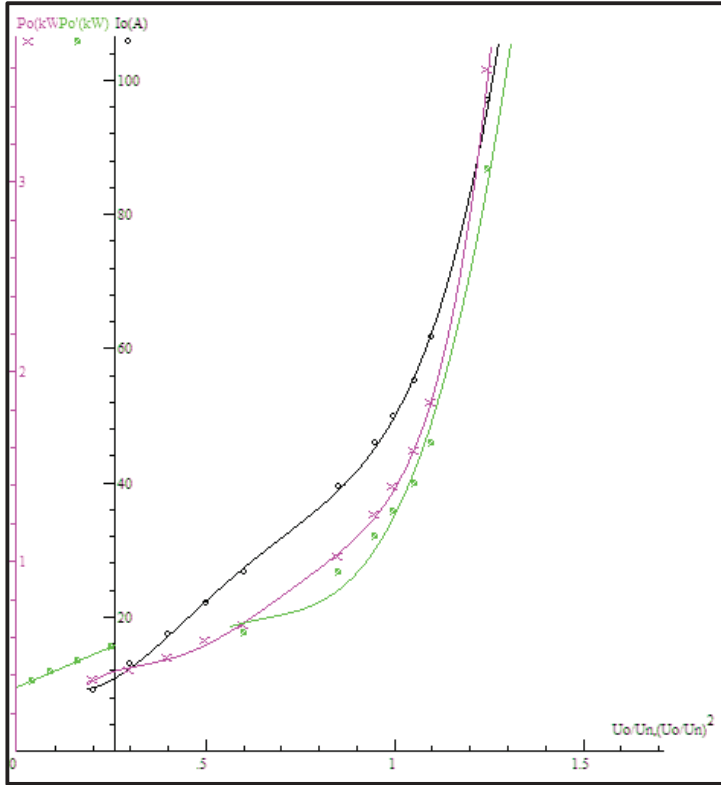
Site conditions	
Ambient temperature	from -20°C to +40°C
Altitude above sea level	1000 m

Mechanical data					
Noise level	LpA	73	dB(A)	Bearing DE side	6316-C3
	LwA	83	dB(A)	Bearing NDE side	6316-C3
Moment of inertia	1.99603		Kgm <sup>2</sup>	Average bearing lifetime	40000 h
Bearings type			NSK	Relubrication interval L1 DE bearing	10500 h
Lubricants for bearings	See installation and maintenance manual			Relubrication interval L1 NDE bearing	10500 h
				Compensation ring	NDE SIDE

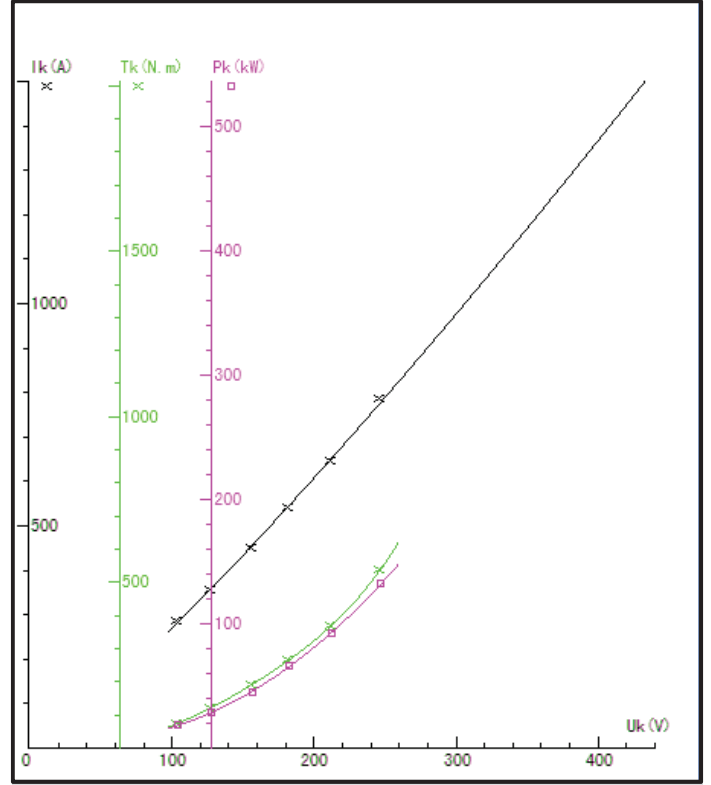
There may be differences between rating plate and calculated values.

Type	T3C 280S-4			Output	75 kW	Voltage	400/690 V	Current	A	Frequency	50 Hz	Kind of test	
Duty	S1			Connection method	$\Delta / Y$	Poles	4 P	Speed	r/min	Basic temp.	95 °C		
Insulation resistance	(M $\Omega$ )	Phase vs.Phase	Phase vs.Ground	DC Resistance determination( $\Omega$ )		over loading test		160% of Rated torque.for 15S		Pass			
	Cold state			Line R	Value			150% of Rated current.for 120S		Pass			
	Hot state	500		R <sub>UW</sub>	0,03519	Inter-turns insulation test							
High-voltage	1760 V for		60 S	R <sub>UV</sub>	0,0352	130% of Rated voltage.for 180		Pass					
	Phase vs.Phase		Pass	R <sub>VW</sub>	0,03521	Over speed test							
	Phase vs.Ground		Pass	Ambient.	13,3 °C	120% of Rated max.frequency.for 120S		Pass					
Item		Result	Standard value	Tolerance (%)	Reference temp R	( $\Omega$ )	0,070173	Hot state temp.	(°C)	15,2			
Efficiency	100%P <sub>n</sub>	(%)	94,97		Three-phase R deviation	(%)	0,03	Middle part of enclosure temp.(°C)	84,1				
	75%P <sub>n</sub>	(%)	95,237		No-load current	(A)	49,79	Temp. of frame	(°C)	31			
	50%P <sub>n</sub>	(%)	94,884		No-load current deviation	(%)	4,12	Temp. of Airin-N	(°C)	88,3			
Power factor		0,871			No-load input power	(kW)	1,3795	Temp. of Airout-D	(°C)	15,2			
Temperature rise of stator winding	0 S	(K)	69,3		Full-load input current	(A)	130,8	Environment humidity	(%)				
	30/90 S	(K)	69,3		Full-load input power	(kW)	78,969	Degree of protection	(IP)	IP55			
Slip	(%)	0,65971			Core loss	(kW)	0,90302	Insulation class	F				
Locked current	(A)	1367			Friction and wind age loss(kW)	0,33811							
Locked rotor current /Rated current	10,45				StatorI2Rloss	(kW)	1,2166	Cold checking test					
Locked torque	(Nm)	1667			RotorI2Rloss	(kW)	0,50698	50 Hz 400/690 V No-load test data					
Locked rotor torque/Rated torque	3,57				Stary-load loss	(kW)	1,0045	No-load current (A)					
Maximum torque	(Nm)	1581			wastage summation	(kW)	3,9692	No-load power		(kW)	1,3795		
Breakdown torque/Rated torque	3,39				Output	(kW)	75	50 Hz		V Locked test data			
Pull-up torque	(Nm)	966,1			Rated torque	(N.m)	466,81	Locked current (A)					
Pull-up torque/Rated torque	2,07				Full-load speed	(r/min)	1490,1	Locked power: (kW)					
Noise Lp (A)	dB												
Vibrancy	(mm)												
Bearing temperature rise	(K)	50											
Vibration Test													
Displacement	( $\mu$ m)												
velocity	(mm/s)												
Acceleration	(m/s <sup>2</sup> )			Mechanical check									Complete assembly, Flexible rotating, Correct Direction.

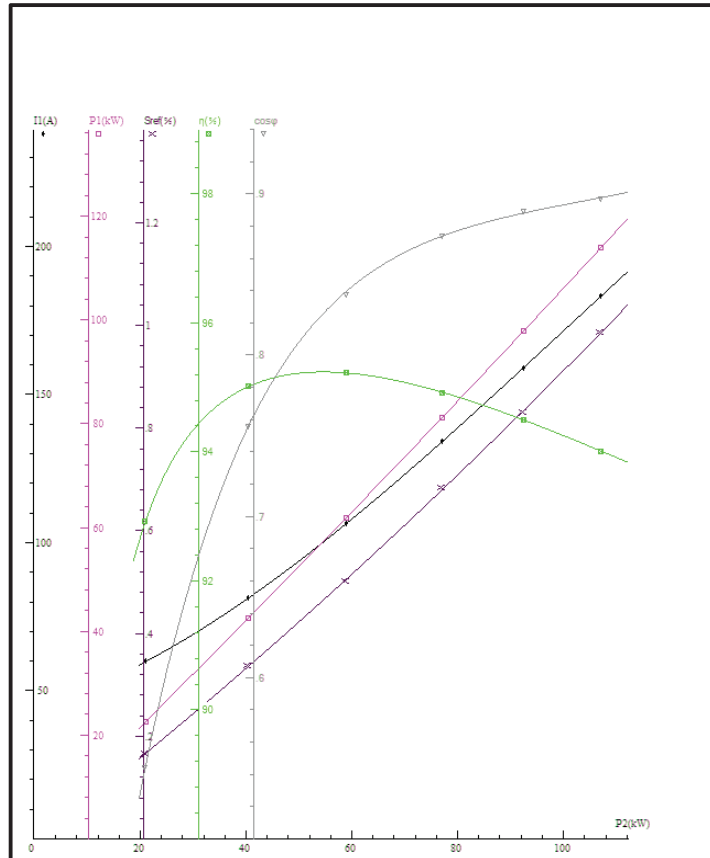
NO LOAD



LOCKED ROTOR



LOAD



Torque, Current - Speed Curve

