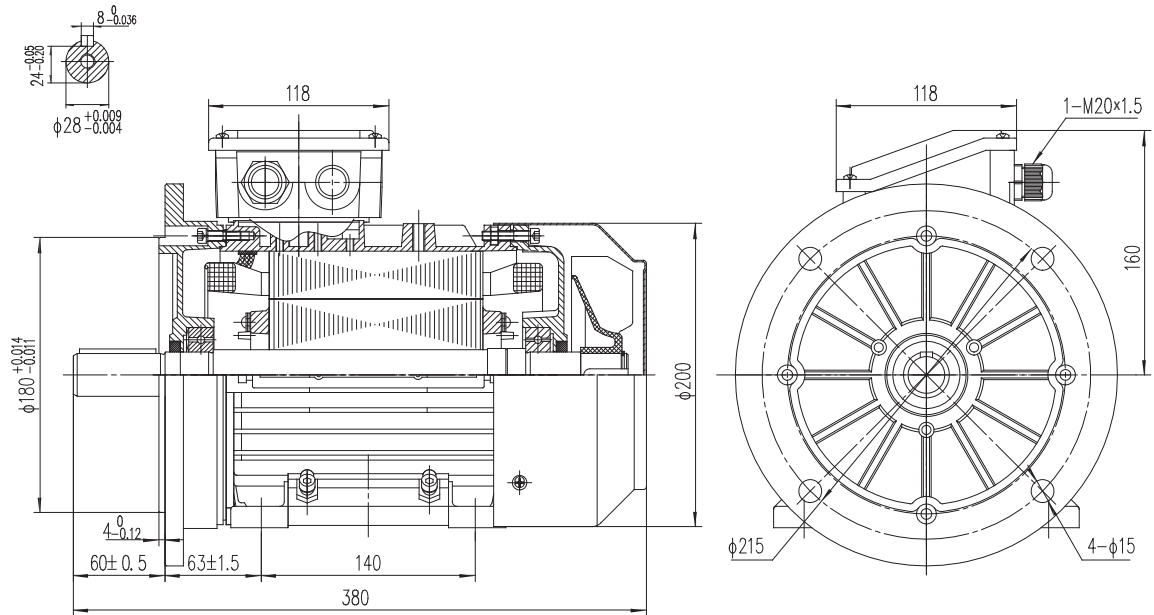


Type T2A 100L1-2

Cod. I100L203,0AA5A00000T

Mounting position

IM	B35
IM	2001



Electrical data			
Rated motor power	3		Kw
Rated motor speed	2890		min ⁻¹ 50Hz
	3470		min ⁻¹ 60Hz
Rated motor frequency	50		Hz
Rated motor voltage(+/-10%)	230		VΔ/50Hz
	400		VY/50Hz
	280		VΔ/60Hz
	480		VY/60Hz
Rated motor torque	9.92		Nm (Mn)
Rated motor current	10.61	VΔ/50Hz	A (In)
	6.13	VY/50Hz	A (In)
Starting motor current	8.8		xIn
Starting motor torque	3.1		xMn
Breakdown motor torque	3.5		xMn
Starting			D.O.L.
Efficiency class	IE2		
Efficiency	50Hz	60Hz	
	84.6	86.5	100% load
	84.9	86.3	75% load
	83.2	84.2	50% load
Power factor cosφ	0.84	0.84	100% load

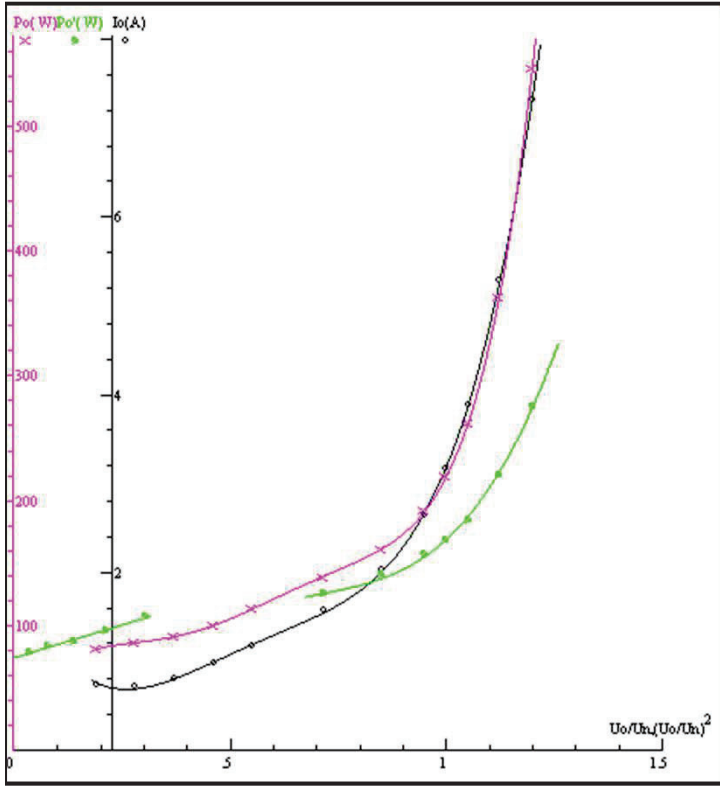
General data		
Frame size	100	
Mounting	B35	
Weight	22.46	Kg
Casing material	Aluminum	
Protection	IP	55
Insulation class	H	
Tropicalization	Yes	
Vibration class	A	
Duty	S1	
Direction of rotation	Bidirectional	
Method of cooling	IC	411
Cable entry	2-M20x1,5	
Standards	IEC/DIN/ISO/VDE/EN	
Execute at Standard	IEC 60034-1	
Feet removable	Yes	
Paintwork	7024	C2 standard
Thermal protections	n/a	

Site conditions	
Ambient temperature	from -20°C to +40°C
Altitude above sea level	1000 m

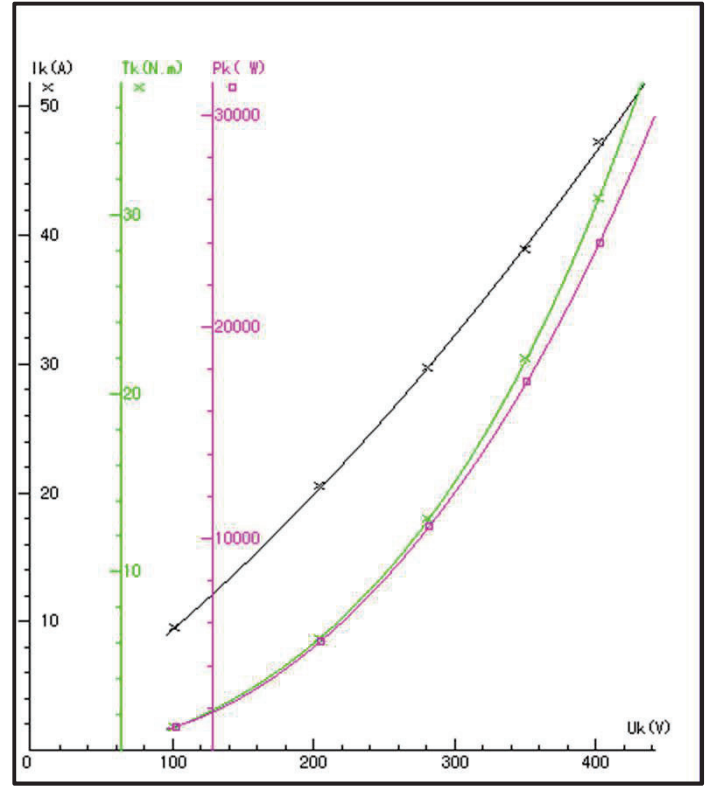
Mechanical data					
Noise level	LpA	77	dB(A)	Bearing DE side	6206-2RS-C3
	LwA	87	dB(A)	Bearing NDE side	6206-2RS-C3
Moment of inertia	0.00413		Kgm ²	Average bearing lifetime	40000 h
Bearings type			NSK	Relubrication interval L1 DE bearing	life h
Lubricants for bearings	See installation and maintenance manual			Relubrication interval L1 NDE bearing	life h
				Compensation ring	NDE SIDE

There may be differences between rating plate and calculated values.

NO LOAD



LOCKED ROTOR



LOAD

