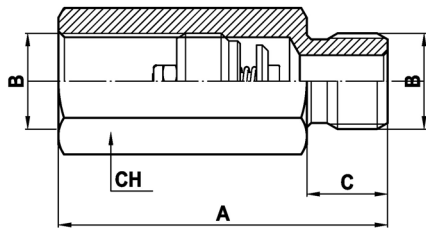


**Corpi maschio-femmina e femmina-femmina per valvole FPP/VSC/VSCR
 Male-female and female-female body for FPP/VSC/VSCR valve**

Rev.01-2010/02

VALVOLE FPP - FPP VALVES

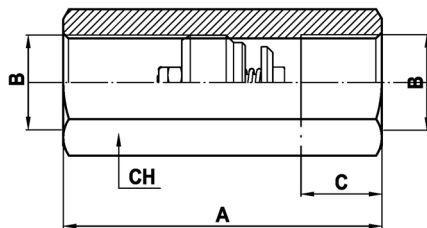
CORPO "MF" - BODY "MF"



Le valvole FPP devono essere inserite nei corpi FF e MF dall'installatore.

The valves FPP have to be inserted in the housings by the user.

CORPO "FF" - BODY "FF"

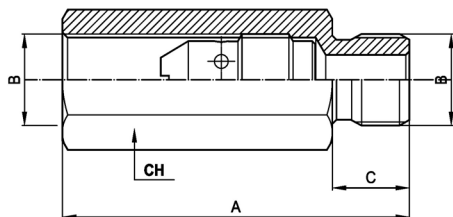


TIPO TYPE	CODICE D'ORDINE ORDERING CODE	A mm	B BSP	C mm	CH mm	PESO WEIGHT Kg
CORPO FPP 1/4 MF	1003501120	50	1/4"	12	19	0.075
CORPO FPP 3/8 MF	1003501130	58	3/8"	12	22	0.105
CORPO FPP 1/2 MF	1003501140	70	1/2"	14	27	0.185
CORPO FPP 3/4 MF	1003501150	78	3/4"	16	36	0.365
CORPO FPP 1 MF	1003501320	92	1"	18	46	0.765

TIPO TYPE	CODICE D'ORDINE ORDERING CODE	A mm	B BSP	C mm	CH mm	PESO WEIGHT Kg
CORPO FPP 1/4 FF	1003501160	48	1/4"	12	19	0.075
CORPO FPP 3/8 FF	1003501170	52	3/8"	12	22	0.097
CORPO FPP 1/2 FF	1003501180	62	1/2"	14	27	0.160
CORPO FPP 3/4 FF	1003501190	72	3/4"	16	36	0.350
CORPO FPP 1 FF	1003501330	86	1"	20	46	0.785

VALVOLE VSC - VSC VALVES

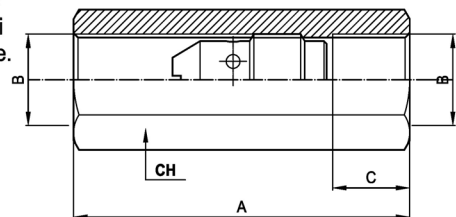
CORPO "MF" - BODY "MF"



Le valvole VSC devono essere inserite nei corpi FF e MF dall'installatore.

The valves VSC have to be inserted in the housings by the user.

CORPO "FF" - BODY "FF"

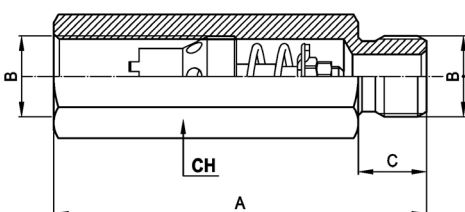


TIPO TYPE	CODICE D'ORDINE ORDERING CODE	A mm	B BSP	C mm	CH mm	PESO WEIGHT Kg
CORPO VSC 1/4 MF	1003502720	60	1/4"	12	19	0.078
CORPO VSC 3/8 MF	1003502700	62	3/8"	12	22	0.098
CORPO VSC 1/2 MF	1003502680	74	1/2"	14	27	0.172

TIPO TYPE	CODICE D'ORDINE ORDERING CODE	A mm	B BSP	C mm	CH mm	PESO WEIGHT Kg
CORPO VSC 1/4 FF	1003502710	56	1/4"	12	19	0.080
CORPO VSC 3/8 FF	1003502690	60	3/8"	14	22	0.100
CORPO VSC 1/2 FF	1003502670	72	1/2"	16	27	0.172

VALVOLE VSCR - VSCR VALVES

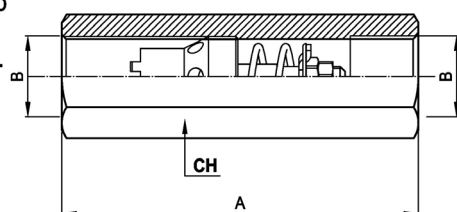
CORPO "MF" - BODY "MF"



Le valvole VSCR devono essere inserite nei corpi FF e MF dall'installatore.

The valves VSCR have to be inserted in the housings by the user.

CORPO "FF" - BODY "FF"



TIPO TYPE	CODICE D'ORDINE ORDERING CODE	A mm	B BSP	C mm	CH mm	PESO WEIGHT Kg
CORPO VSCR 1/4 MF	9006600010	68	1/4"	11	19	0.110
CORPO VSCR 3/8 MF	9006600020	82	3/8"	13	22	0.140
CORPO VSCR 1/2 MF	9006600030	96	1/2"	14	27	0.240
CORPO VSCR 3/4 MF	9006600040	104	3/4"	17	32	0.340

TIPO TYPE	CODICE D'ORDINE ORDERING CODE	A mm	B BSP	C mm	CH mm	PESO WEIGHT Kg
CORPO VSCR 1/4 FF	9007000020	66	1/4"	11	19	0.110
CORPO VSCR 3/8 FF	9007000030	73	3/8"	13	22	0.120
CORPO VSCR 1/2 FF	9007000010	81	1/2"	14	27	0.200
CORPO VSCR 3/4 FF	9007000040	99	3/4"	17	32	0.290