

## ISO A/STEEL

ACCIAIO  
STEEL  
STAHL  
ACIER

### Caratteristiche tecniche I

- Norma: ISO 7241 A
- Occlusione: valvola
- Aggancio: sfere radiali
- Materiale: acciaio
- Finitura: Zn-Fe (Cr III)
- Filettature: BSP-NPT-Rc-SAE
- Guarnizioni standard: NBR
- Temperatura d'esercizio: -25°C+100°C
- Guarnizioni opzionali: FKM,FFKM,EPDM o altro.
- Pressioni di esercizio: 160-350 bar
- Connessione in pressione residua: non consentita

### Technical data E

- Standard: ISO 7241 A
- Occlusion: poppet
- Locking: radial balls
- Material: steel
- Finishing: Zn-Fe (Cr III)
- Threads: BSP-NPT-Rc-SAE
- Standard seals: NBR
- Working temperature: -25°C+100°C
- Optional seals: FKM,FFKM,EPDM or more.
- Working pressure: 160-350 bar
- Connection under residual pressure: not allowed

### Technische Merkmale D

- Norm: ISO 7241 A
- Verschluss: ventil
- Verriegelung: Stahlkugeln
- Werkstoff: Stahl
- Ausführung: Zn-Fe (Cr III)
- Gewinde: BSP-NPT-Rc-SAE
- Standard-Dichtungen: NBR
- Betriebstemperatur: -25°C+100°C
- Dichtungen nach Wahl: FKM,FFKM,EPDM, usw.
- Betriebsdruck: 160-350 bar
- Kuppeln unter Restdruck: nicht möglich

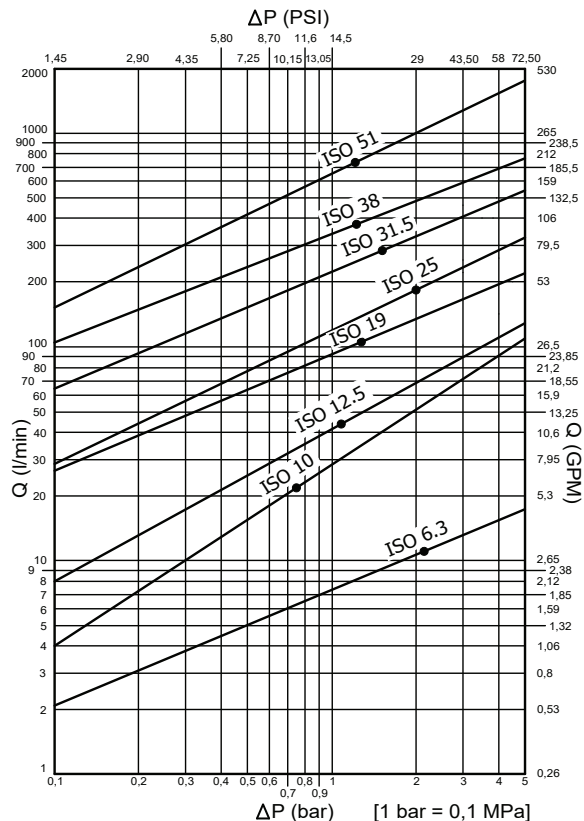
### Caractéristiques techniques F

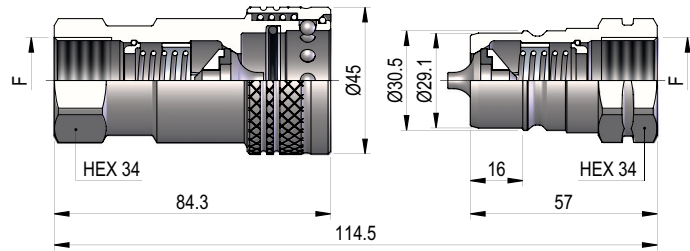
- Norme: ISO 7241 A
- Obturation: clapet
- Accrochage: billes radiales
- Matériel: acier
- Traitement: Zn-Fe (Cr III)
- Taraudage: BSP-NPT-Rc-SAE
- Joints standard: NBR
- Température de service: -25°C+100°C
- Joints facultatifs: FKM,FFKM,EPDM,ect.
- Pression de service: 160-350 bar
- Connexion sous pression résiduelle: pas possible



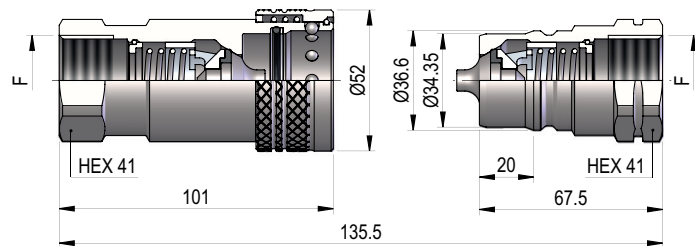
Nominal size	Max working pressure	Rated flow	Max flow rate	Min burst pressure			Fluid spillage			
				Male	Female	Coupled				
DNP	BG	ISO	mm	MPa	l/min	l/min	MPa	MPa	MPa	cc
06	1	6.3	5	35	12	17	150	170	140	0.50
10	2	10	8.5	35	23	46	140	150	150	1.90
13	3	12.5	10.5	25	45	90	100	140	120	2.70
20	4	19	15.8	25	100	190	90	150	100	9.30
25	5	25	17.3	25	189	280	130	130	120	16.00
30	6	31.5	22.8	20	288	480	110	85	100	30.00
39	7	38	29.9	19	379	757	80	80	82	54.00
50	8	51	37.7	16	757	1000	65	96	100	120.00

1 MPa = 145.04 psi • 1 l = 0.264 gal

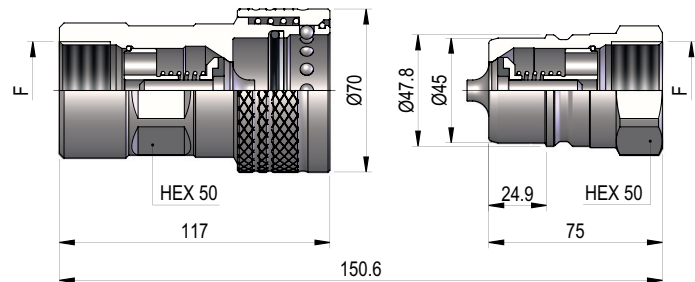


**PAV1 DN20 - BG 4 - ISO 19**


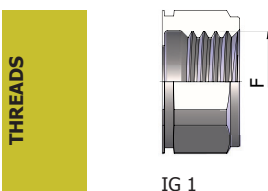
THREADS	F	STANDARD	FEMMINA - FEMALE - MUFFE - FEMELLE			MASCHIO - MALE - STECKER - MALE		
			COD. F	Weight (g)	Packaging (pcs)	COD. M	Weight (g)	Packaging (pcs)
<b>IG 1</b>	BSP 3/4"	DIN 3852-2	PAV1.2019.002	428	28	PAV1.2019.003	180	45
	NPT 3/4"	ANSI B1.20.1	PAV1.2019.012	434	28	PAV1.2019.013	186	45
	Rc 3/4"	EN 10226-2	PAV1.2019.042	434	28	PAV1.2019.043	186	45

**PAV1 DN25 - BG 5 - ISO 25**


THREADS	F	STANDARD	FEMMINA - FEMALE - MUFFE - FEMELLE			MASCHIO - MALE - STECKER - MALE		
			COD. F	Weight (g)	Packaging (pcs)	COD. M	Weight (g)	Packaging (pcs)
<b>IG 1</b>	BSP 1"	DIN 3852-2	PAV1.2525.002	700	20	PAV1.2525.003	304	30
	NPT 1"	ANSI B1.20.1	PAV1.2525.012	708	20	PAV1.2525.013	313	30
	Rc 1"	EN 10226-2	PAV1.2525.042	708	20	PAV1.2525.043	313	30

**HF.010105 = PAV1.2525.003**
**PAV1 DN30 - BG 6 - ISO 31.5**


THREADS	F	STANDARD	FEMMINA - FEMALE - MUFFE - FEMELLE			MASCHIO - MALE - STECKER - MALE		
			COD. F	Weight (g)	Packaging (pcs)	COD. M	Weight (g)	Packaging (pcs)
<b>IG 1</b>	BSP 1 1/4"	DIN 3852-2	PAV1.3031.002	1515	12	PAV1.3031.003	559	20
	NPT 1 1/4"	ANSI B1.20.1	PAV1.3031.012	1532	12	PAV1.3031.013	572	20
	Rc 1 1/4"	EN 10226-2	PAV1.3031.042	1532	12	PAV1.3031.043	572	20



IG 1